


# HOWICK

## X-TENDA 3600



## The new X-TENDA™ 3600

### A game changing telescopic steel framing machine

Howick's all-new X-TENDA™ 3600 is a new system that promises to transform the interior framing space. It produces cold formed steel telescopic framing for retrofit or infill interior walls and ceilings. The framing components produced are pre-assembled, compressed for easy manoeuvre, then quickly expanded and adjusted on site for a precise fit every time.

### Cut interior framing time by up to 50%

Using BIM technology, the X-TENDA™ 3600 produces components ready to assemble with all punching and fixing holes placed with pinpoint accuracy. This means they are self-locating; snapping together like Lego pieces to significantly improve efficiency.

Strong, lightweight and retractable frames are easy to move around onsite, even in tight spaces. Once in place, panels can be extended in any direction to fit the most uneven spaces. There is no need for re-work, and zero wastage.

All up, X-TENDA™ 3600 framing has proven to save as much as 50% of the time taken to frame interior spaces with traditional framing methods.



**"This machine produces complete telescopic frames, so contractors save time, materials and labour on site. Firms with this capability will enjoy a huge commercial advantage" Nick Coubray, CEO**

Just scan the QR Code or go to [bit.ly/3iRTkRH](https://bit.ly/3iRTkRH) to see how it works.



# Technical specifications

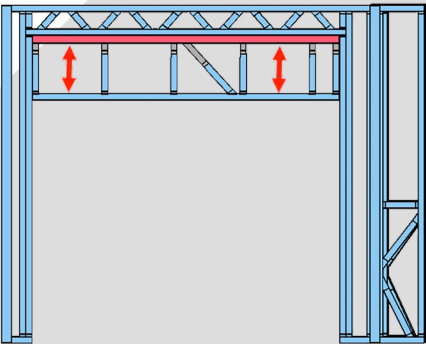
XTENDA™ 3600		
	Metric Units	Imperial units
Gauge Range / Thickness	0.8 - 1.2 mm	22 - 18 gauge
Profile Width Options	63.5 - 152.4 mm	2 ½ - 6"
Profile Flange Height Options	41.3 mm	1.625"
Dimensions L x W x H	4.4m x 7m x 1.3m	14.4' x 23' x 4.3'
Weight	2,000kg	4,409 lb
Drive Motor Power	4.0k W	5.4 hp
Hydraulic Power	4.0k W	5.4 hp
Hydraulic Tank	40 L	10.6 gal
Forming Stages		
Line Speed	30m/min	98'/min
Production Speed	400 - 900m/hr*	1,312 - 2,952'/hr*
Production Speed per minute	6.7 - 15 m/min *	22 - 49 '/min *
Touch Screen	Panel PC (Windows 10)	
Machine Control	FRAMA™ Machine Control	
Machine Input Files	CSV	
Component Marking	Dual Head Inkjet Printer	

Decoiler	1.5T Decoiler	3,300lb Decoiler
	Metric Units	Imperial units
Dimensions L x W x H	1.05m x 1.2m x 1.68m	3.4' x 3.9' x 5.5'
Weight	350 kg	770 lb
Drive Motor	2.2 kW	3 hp
Jaws	3 Jaw Self Centring	
Jaw Expansion	Hydraulic	
Jaw Expansion Range	480mm - 520mm	1' 7" - 1' 8 ½"
Speed Control	Dancer Arm with Inclinometer	
	Auto pause at coil end	
Max Coil Weight	1,500 kg	3,300 lb
Max Coil Width	200mm	8"
Max Coil OD	1,500mm	59"
Nominal Bore	508mm	20"

\*Production speed will vary due to component complexity. See our website for full profile specifications. Howick Ltd reserves the right to update the machine specification without notice.

# Applications

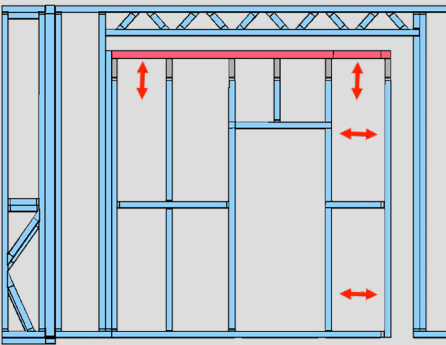
**Soffit Panels** can be produced that adjust up or down across the frame to a set height. This makes accurate levelling up a breeze, as allowance can easily be made for non-level horizontal settings.



Scan the QR code or go to: [bit.ly/3j4oXre](https://bit.ly/3j4oXre) to watch the video



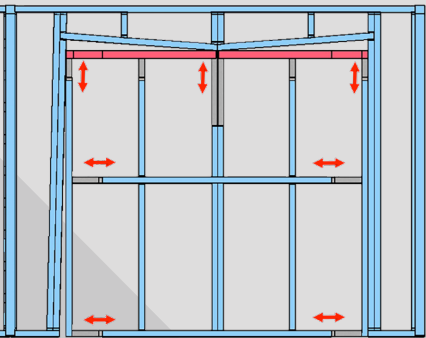
**Two-Axis Expanding Panels** adjust upwards and outwards to fill the available opening. Within the frame itself, door and windows remain perfectly square.



Scan the QR code or go to: [bit.ly/2FVDeIq](https://bit.ly/2FVDeIq) to watch the video



**Multi-Axis Expanding Panels** adjust upwards and outwards on both sides. This allows for different angles within the available opening.



Scan the QR code or go to: [bit.ly/3iSc3MV](https://bit.ly/3iSc3MV) to watch the video



Visit Us



HOWICK

117 Vincent Street, Howick, Auckland, New Zealand  
P +64 9 534 5569 | E [sales@howickltd.com](mailto:sales@howickltd.com)  
[www.howickltd.com](http://www.howickltd.com)