



FIBERGLASS &
ALUMINUM COLUMNS



STRUCTURE
STYLE



STRUCTU





URE STYLE


Sitting on your front porch. Joined by family and friends. Enjoying conversation, beautiful weather and a tall, cool drink. Greeting your neighbors passing by. The original outdoor living.

The classic element of your home's porch is its columns. The style and design elements of your columns speak to the architectural story of your home. AFCO Columns can help you tell that story.

FIBERGLASS COLUMNS



SERVICE OPTIONS



CONTENTS

ALUMINUM COLUMNS



VINYL POSTS & WRAPS





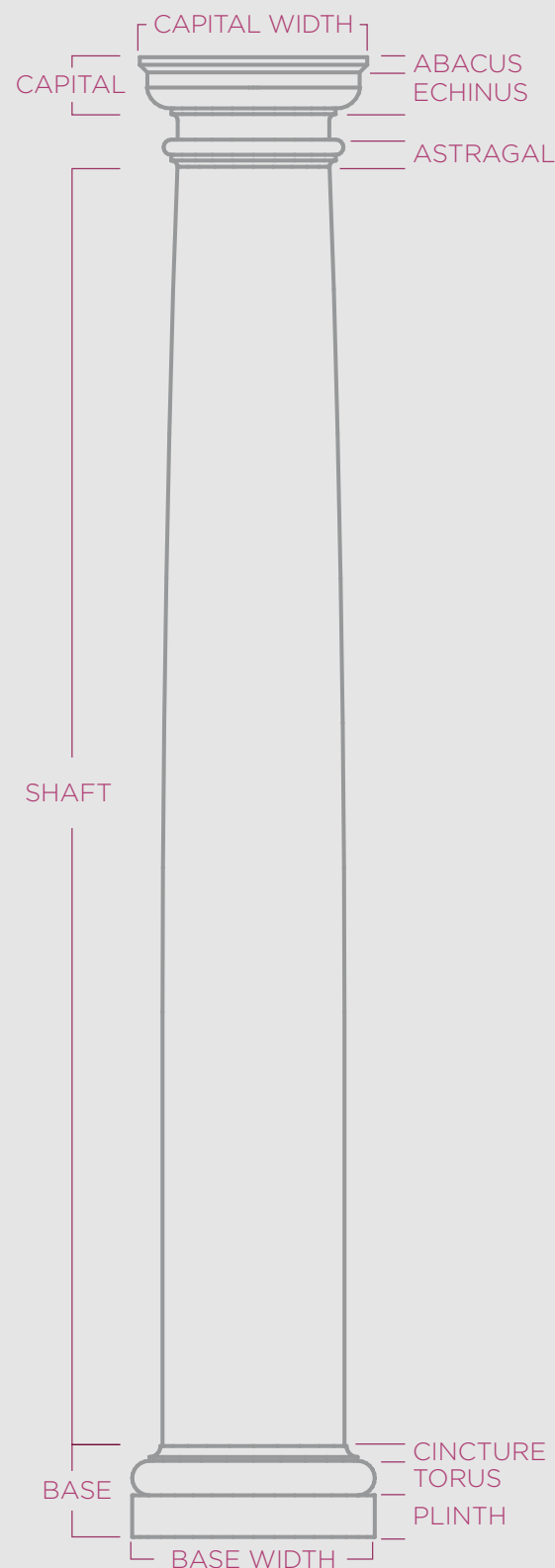
FIBERGLASS COLUMNS

The Greeks and Romans of Antiquity established the orders of architecture that are still followed today. In its Fiberglass Column products, AFCO maintains that Classical aesthetic, but simply updated the materials.

AFCO Fiberglass Columns are not only beautiful the day they are installed but equally stunning for years to come. Unlike wood columns, AFCO Fiberglass Columns are resistant to insect damage. And because they do not absorb moisture, AFCO Fiberglass Columns will not split, crack or twist like wood, which helps lengthen the life of your paint finish in exterior installations. The Structure your home requires can be found in these products.

Available in a variety of Round and Square sizes and styles, AFCO Fiberglass Columns are suitable for interior or exterior installations. Easily compatible with all products in the AFCO-Rail series, AFCO Fiberglass Columns can provide the Style your home deserves.

ANATOMY OF A COLUMN





PRO-CAST



Classical column designs
in modern, durable materials.

Drawing from the original styles of ancient Roman architecture, AFCO's Pro-Cast columns will provide your home with the same classic aesthetic.

Centrifugally cast using a Fiberglass Reinforced Polymer (FRP) composite material, the Round Pro-Cast columns are available in Smooth or Fluted, Tapered or Non-Tapered.

The Tapered Square Bungalow Pro-Cast columns can be the perfect complement to a home of a Craftsman architectural design.

For dramatic foyers and open floor plans, Pro-Cast columns are perfectly suited for interior applications as well as exterior.

Fully structural and load-bearing of tens of thousands of pounds and meets NFPA Class A requirements for flame-spread and smoke development indexing.



PRO-CAST



ROUND SMOOTH TAPERED

Nominal Width	Heights	Shaft Width Base	Shaft Width Cap	Shaft Neck Height	Centered Load Capacity* (lbs.)	Load Bearing Plate	Largest Post Wrap Round**	Largest Post Wrap Square**
6"	8'	5-11/16"	4"	5"	8,000	A	2-1/2"	2-1/4"
8"	5', 6', 8', 9', 10'	7-5/8"	6-1/4"	5-1/4"	10,000	B	4-7/8"	3-3/8"
10"	5', 6', 8', 9', 10', 12'	9-5/8"	7-1/2"	6-1/2"	14,000	B	6-1/8"	4-1/2"
12"	8', 9', 10', 12'	11-5/8"	9-1/4"	8"	18,000	E	7-3/8"	5-5/8"
14"	8', 9', 10', 12'	13-5/8"	11-1/2"	8-1/4"	20,000		8"	6"
16"	8', 9', 10', 12'	15-1/2"	13-3/4"	9-3/4"	20,000		10"	7-1/4"



ROUND FLUTED TAPERED

Nominal Width	Heights	Shaft Width Base	Shaft Width Cap	Shaft Neck Height	Number of Flutes	Centered Load Capacity* (lbs.)	Load Bearing Plate	Largest Post Wrap Round**	Largest Post Wrap Square**
6"	8'	5-11/16"	4"	5"	16	8,000	A	1-1/2"	1-1/4"
8"	5', 6', 8', 9', 10'	7-5/8"	6-1/4"	5-1/4"	20	10,000	B	3-7/8"	2-3/8"
10"	5', 6', 8', 9', 10', 12'	9-5/8"	7-1/2"	6-1/2"	24	14,000	B	5-1/8"	3-1/2"
12"	8', 9', 10', 12'	11-5/8"	9-1/4"	8"	24	18,000	E	6-3/8"	4-1/2"
14"	8', 9', 10', 12'	13-5/8"	11-1/2"	8-1/4"	24	20,000		7"	5"
16"	8', 9', 10', 12'	15-1/2"	13-3/4"	9-3/4"	24	20,000		9"	6-1/4"



TAPERED SQUARE BUNGALOW

Shaft Width at Base	Shaft Width at Cap	Heights	Centered Load Capacity* (lbs.)	Largest Post Wrap Round**	Largest Post Wrap Square**
10"	5-1/2"	5-1/2'	10,000	4"	4"
16"	9"	5', 6'	10,000	7"	7"

* Load-bearing capacity is dependent on distributing the load evenly over bearing surfaces of the shaft.

** Dimension of the largest size of existing post that a Wrap-Around version of the respective column width will wrap.

PRO-CAST



ROUND SMOOTH NON-TAPERED

Nominal Width	Heights	Shaft Width	Centered Load Capacity* (lbs.)	Load Bearing Plate	Largest Post Wrap Round**	Largest Post Wrap Square**
8"	8', 9', 10', 12'	7-5/8"	10,000	C	5"	4"
10"	8', 9', 10', 12'	9-5/8"	14,000	E	7"	5-1/2"
12"	8', 9', 10', 12', 14'	11-5/8"	18,000		10"	6-1/4"



ROUND FLUTED NON-TAPERED

Nominal Width	Heights	Shaft Width	Number of Flutes	Flutes From Bottom	Centered Load Capacity* (lbs.)	Load Bearing Plate	Largest Post Wrap Round**	Largest Post Wrap Square**
8"	8', 9', 10', 12'	7-5/8"	20	5-1/2"	10,000	C	4"	3"
10"	8', 9', 10', 12'	9-5/8"	24	6-1/2"	14,000	E	6"	4-1/2"
12"	8', 9', 10', 12', 14'	11-5/8"	24	7-1/2"	18,000		9"	5-1/4"

Non-Tapered Round Astragal

- Adds a classic, architectural element to the Pro-Cast Round Non-Tapered Columns.
- Made of durable, furniture-grade polyurethane.
- Available for 8", 10" and 12" diameter columns.





PRO-FUSION





Lightweight fiberglass columns that are large in size and easy to install.

Much like the large stone columns in the great halls of Ancient Europe, AFCO's Pro-Fusion columns provide the same architectural aesthetic, but at a fraction of the weight.

Uniquely produced using the fiberglass spray-up method, AFCO's Pro-Fusion columns are the ideal solution for large format sizes due to their ultra-light weight and impact resistance compared to traditional composite material fiberglass column shafts.

The detail captured in the spray-up process provides a deep level of architectural expression, making Pro-Fusion columns ideal for both custom home and commercial projects.

Available in a variety of column styles; Round Smooth Tapered and Non-Tapered, Round Fluted Tapered and large format Square Smooth Non-Tapered.

All Pro-Fusion columns are factory primed and ready to be painted your desired color as soon as they are installed.



PRO-FUSION



ROUND SMOOTH TAPERED

Nominal Width	Heights	Shaft Width Base	Shaft Width Cap	Shaft Neck Height	Centered Load Capacity* (lbs.)	Largest Post Wrap Round**	Largest Post Wrap Square**
14"	14', 16'	13-5/8"	11-1/2"	8-1/4"	20,000	9"	6-1/2"
16"	14', 16', 18', 20'	15-1/2"	13-3/4"	9-3/4"	20,000	11"	8"
18"	10', 12', 14', 16', 18', 20'	17-1/2"	15-3/4"	10-3/4"	20,000	12-1/2"	9-1/2"
20"	12', 16', 18', 20', 22', 24'	19-1/2"	17"	9-3/4"	20,000	15-1/4"	10-5/8"
22"	12', 16', 18', 20', 22', 24'	21-1/2"	18-1/2"	10"	20,000	16-1/8"	11-3/8"
24"	12', 16', 18', 20', 22', 24', 26'	23-1/2"	20"	11-1/2"	20,000	17-1/4"	12-1/2"
30"	16', 18', 20', 22', 24', 26', 28'	30"	27"	14"	20,000	22"	16"
36"	20', 22', 24', 26', 28', 30'	36"	30"	15-3/4"	20,000	26"	20"



ROUND FLUTED TAPERED

Nominal Width	Heights	Shaft Width Base	Shaft Width Cap	Shaft Neck Height	Number of Flutes	Flutes From Bottom	Centered Load Capacity* (lbs.)	Largest Post Wrap Round**	Largest Post Wrap Square**
14"	14', 16'	14"	12"	8-1/4"	24	9-3/8"	20,000	8"	5-1/2"
16"	14', 16', 18', 20'	16"	13-1/2"	8-3/4"	24	10-3/8"	20,000	10"	7"
18"	10', 12', 14', 16', 18', 20'	18"	15"	10-3/4"	24	11-5/8"	20,000	11-1/2"	8-1/2"
20"	16', 18', 20', 22', 24'	20"	17"	9-3/4"	24	12-3/4"	20,000	14-1/4"	9-5/8"
22"	16', 18', 20', 22', 24'	22"	18-1/2"	10"	24	14-1/8"	20,000	15-1/8"	10-3/8"
24"	16', 18', 20', 22', 24', 26'	24"	20"	11-1/2"	24	15-1/4"	20,000	16-1/4"	11-1/2"
30"	16', 18', 20', 22', 24', 26'	30"	25"	14"	24	18-1/2"	20,000	21"	15"
36"	20', 22', 24', 26'	36"	30"	15-3/4"	24	22-1/8"	20,000	25"	19"

PRO-FUSION



ROUND SMOOTH NON-TAPERED

Nominal Width	Heights	Shaft Width	Centered Load Capacity* (lbs.)	Largest Post Wrap Round**	Largest Post Wrap Square**
14"	8', 9', 10'	13-5/8"	20,000	10"	7"
16"	8', 9', 10', 12'	15-1/2"	20,000	12"	8"
18"	8', 9', 10', 12'	17-1/2"	20,000	13"	10"
20"	10', 12'	19-1/2"	20,000	15"	11"
22"	10', 12'	21-1/2"	20,000	17"	12"
24"	10', 12'	23-1/2"	20,000	19"	15"
30"	12', 14'	30"	20,000	25"	21"
36"	12', 14'	36"	20,000	32"	26-1/2"



SQUARE SMOOTH NON-TAPERED

Nominal Width	Heights	Shaft Width	Centered Load Capacity* (lbs.)	Largest Post Wrap Round**	Largest Post Wrap Square**
18"	16', 18', 20', 22', 24'	17-1/2"	20,000	13"	13"
20"	16', 18', 20', 22', 24'	19-1/2"	20,000	15"	15"
22"	16', 18', 20', 22', 24'	21-1/2"	20,000	17"	17"
24"	16', 18', 20', 22', 24', 26'	23-1/2"	20,000	19"	19"
30"	20', 22', 24', 26'	29-1/2"	20,000	25"	25"
36"	20', 22', 24', 26', 28', 30'	35-1/2"	20,000	31"	31"
42"	20', 22', 24', 26', 28', 30'	41-1/2"	20,000	37"	37"
48"	20', 22', 24', 26', 28', 30'	47-1/2"	20,000	43"	43"

* Load-bearing capacity is dependent on distributing the load evenly over bearing surfaces of the shaft.

** Dimension of the largest size of existing post that a Wrap-Around version of the respective column width will wrap.



PRO-LITE



The lightweight solution to your square column needs.

Whether your home draws its architectural inspiration from the Arts and Crafts Movement or Low Country Coastal, AFCO's Pro-Lite columns provide the perfect Square solution your project needs.

Produced through the Fiberglass Pultrusion process, Pro-Lite columns are substantially lighter weight than traditional composite material Square shafts while still fully load-bearing.

Available in Non-Tapered Square Smooth and Recessed Panel styles.



PRO-LITE



SQUARE SMOOTH NON-TAPERED

Nominal Width	Heights	Shaft Width	Centered Load Capacity* (lbs.)	Load Bearing Plate	AFCO Hurricane Brackets	Largest Post Wrap Round**	Largest Post Wrap Square**
6"	8', 9', 10'	5-1/2"	10,000	A	•	4"	4"
8"	8', 9', 10', 12'	7-1/2"	10,000	B	•	6"	6"
10"	8', 9', 10', 12', 14', 16', 18', 20'	9-1/2"	10,000	D	•	8"	8"
12"	8', 9', 10', 12', 14', 16', 18', 20'	11-1/2"	10,000		•	10"	10"
14"	8', 9', 10', 12', 14', 16', 18', 20'	13-1/2"	10,000		•	12"	12"
16"	8', 9', 10', 12', 14', 16', 18', 20'	15-1/2"	12,500		•	14"	14"



SQUARE RECESSED PANEL NON-TAPERED

Nominal Width	Heights	Centered Shaft Width	Largest Load Capacity* (lbs.)	Load Bearing Plate	AFCO Hurricane Brackets	Largest Post Wrap Round**	Post Wrap Square**
8"	8', 9', 10'	7-1/2"	10,000	B	•	5-1/4"	5-1/4"

Recessed Panel Divider Blocks

- Create multi-panel configurations with the Pro-Lite Recessed Panel column using these Divider Blocks.
- Made of a resin material that is fully paintable to match your desired column color.
- Packaged in sets of four for all sides of the column shaft.



* Load-bearing capacity is dependent on distributing the load evenly over bearing surfaces of the shaft.

** Dimension of the largest size of existing post that a Wrap-Around version of the respective column width will wrap.





CAPITALS & BASES



Express your home's style
in the details.

Drop-Down Tuscan Capital

- For installations where access to the top of the Pro-Cast column shaft is critical, the Drop-Down Tuscan Capital will slip past AFco's unique Cap Ring.
- Available for 6" – 12" column diameters.



For any of AFco's Fiberglass Columns, a variety of Capital and Base options are available to showcase the architectural nuance that will make your home unique.

Most of our common, smaller-size Capital and Base options are made of a durable, furniture-grade polyurethane, ensuring crisp detail and simple installation.

Larger Decorative Capitals are made of the same FRP composite material as the Pro-Cast columns and become an integrated part of the full structural column.

For high traffic areas, such as commercial properties, the High Density Urethane Tuscan Base will withstand the rigors of such an installation.

ROUND CAPITALS & BASES



Round Tuscan Capital

Column Diameter	Height	Width	Material	
			Polyurethane	Fiberglass
6"	2-1/2"	7-7/8"	•	
8"	2-5/8"	9"	•	
10"	3"	11"	•	
12"	4"	13-3/4"	•	
14"	4-1/4"	16-5/16"	•	
16"	4-1/4"	18-1/2"	•	
18"	5-1/2"	21-3/4"	•	
20"	5-1/2"	24"	•	
22"	6-3/8"	26-1/2"	•	
24"	6-7/8"	28-3/4"	•	
30"	8-5/8"	37-1/2"		•
36"	10-1/2"	45"		•



Round Tuscan Base

Column Diameter	Height	Width	Material		
			Polyurethane	Fiberglass	High Density Urethane
6"	3"	8-7/8"	•		
8"	4"	10-1/4"	•		•
10"	5"	13"	•		•
12"	6"	16-1/2"	•		•
14"	7-3/4"	18-5/8"	•		
16"	8-1/4"	19-3/4"	•		
18"	10-1/8"	24-1/8"	•		
20"	10-3/4"	27"	•		
22"	12-1/8"	29-3/4"	•		
24"	13-1/2"	32-1/4"	•		
30"	16-1/2"	40-1/2"		•	
36"	20-1/8"	48-3/4"		•	



Round Attic Base

Column Diameter	Height	Width	Material	
			Polyurethane	Fiberglass
8"	4-1/2"	10-1/2"	•	
10"	5-1/2"	13"	•	
12"	6-1/2"	16"	•	
14"	9-1/16"	18-5/8"	•	
16"	10-1/8"	21-1/8"	•	
18"	11-3/8"	24-1/4"	•	
20"	12-7/8"	27"	•	
22"	14-1/4"	29-3/4"	•	
24"	15-3/8"	32-1/2"		•
30"	19-1/4"	40-1/2"		•
36"	23-1/2"	48-3/4"		•



Round Doric Capital

Column Diameter	Height	Width	Material		
			Polyurethane	Composite	Fiberglass
8"	3"	9-5/8"		•	
10"	3-3/8"	11-1/4"		•	
12"	4-3/8"	14-1/4"	•		
14"	4-3/4"	18-1/8"			•
16"	5-3/8"	20-3/4"			•
18"	6"	23-3/8"			•
20"	6-3/4"	25-7/8"			•
22"	7-3/8"	28-1/2"			•
24"	7-3/4"	31-1/8"			•
30"	10"	36-7/8"			•
36"	12"	46-5/8"			•



Round Colonial Base

Column Diameter	Height	Width	Material
			Polyurethane
8"	2-5/8"	9-7/8"	•
10"	2-5/8"	11-7/8"	•
12"	2-5/8"	13-7/8"	•

SQUARE CAPITALS & BASES



Square Tuscan Capital

Column Diameter	Height	Width	Material	
			Polyurethane	Fiberglass
6"	2-3/4"	8-3/8"	•	
8"	2-7/8"	10-1/8"	•	
10"	3-5/8"	12-7/8"	•	
12"	3-3/4"	15-7/8"	•	
14"	4-3/4"	19-1/4"	•	
16"	5-1/2"	23"	•	
18"	5-3/8"	24-1/2"	•	
20"	6-7/8"	26-1/4"	•	
22"	4-1/2"	27-1/4"		•
24"	9-1/4"	30"		•
30"	10-1/2"	37-1/2"		•
36"	12-1/2"	45"		•



Square Crown Capital

Column Diameter	Height	Width	Material	
			Polyurethane	Fiberglass
8"	2-15/16"	11-15/16"	•	
10"	2-15-16"	13-15/16"	•	



Square Astragal

Column Diameter	Height	Outside Width	Material	
			Polyurethane	Fiberglass
6"	1-1/8"	7-1/4"	•	
8"	1-1/8"	9-1/8"	•	
10"	1-1/8"	11-1/4"	•	
12"	1-1/8"	13-5/8"	•	
14"	1-5/8"	15-1/2"	•	
16"	1-3/4"	17-1/2"	•	
18"	1-3/4"	19-1/2"	•	
20"	1-3/4"	21-1/2"	•	
22"	2-1/2"	23-1/2"		•
24"	2-5/8"	25-1/2"		•
30"	3-1/2"	31-1/2"		•
36"	4"	37-1/2"		•



Square Tuscan Base

Column Diameter	Height	Width	Material		
			Polyurethane	Fiberglass	High Density Urethane
6"	3-3/8"	8-7/8"	•		
8"	4-1/4"	10-3/8"	•		•
10"	5-1/4"	13-1/8"	•		•
12"	5-3/4"	15"	•		
14"	7-3/4"	19-3/8"	•		
16"	8-1/4"	21-1/2"	•		
18"	9-3/8"	24-1/2"	•		
20"	9-1/4"	26-3/8"	•		
22"	9"	27-3/4"		•	
24"	12-3/4"	32-3/4"		•	
30"	16-1/4"	40-1/2"		•	
36"	20-1/4"	48-3/4"		•	



Square Craftsman Base

Column Diameter	Height	Width	Material	
			Polyurethane	Fiberglass
6"	5-7/8"	7-1/2"	•	
8"	7-7/8"	9-1/2"	•	
10"	10-1/8"	11-1/4"	•	
12"	12-1/8"	14-1/4"	•	

Tuscan Cap Cover

- For open overhang and pergola installations, the Tuscan Cap Cover will give your columns a finished, enclosed top.
- Made of High Density Urethane for years of durable performance in outdoor applications.
- Available for the 8" and 10" Tuscan Capitals in both Round and Square styles.



ROUND DECORATIVE CAPITALS

Scamozzi

Column Diameter	Height	Width	Material	
			Composite	Fiberglass
8"	3"	9-5/8"	•	
10"	4-3/8"	14-5/8"	•	
12"	5-1/8"	16-1/4"	•	
14"	5-3/4"	18-1/2"	•	
16"	7-3/8"	24-1/2"	•	
18"	7-1/2"	25-7/8"	•	
20"	8-1/2"	26-3/4"	•	
22"	11-1/4"	35-1/2"	•	
24"	11-1/4"	35-1/2"	•	
30"	12-1/4"	39"		•
36"	15"	46"		•



Temple of Winds

Column Diameter	Height	Width	Material	
			Composite	Fiberglass
8"	7-1/2"	10-1/2"	•	
10"	10-1/8"	14-1/2"	•	
12"	11-1/4"	16-1/2"	•	
14"	14"	21"	•	
16"	16-3/8"	22-3/4"	•	
18"	18-3/8"	26"	•	
20"	21-3/8"	28-3/8"	•	
22"	21-3/8"	28-3/8"	•	
24"	26"	30-7/8"	•	
30"	30"	39"		•



ROUND DECORATIVE CAPITALS

Roman Corinthian

Column Diameter	Height	Width	Material	
			Composite	Fiberglass
8"	8-7/8"	12-3/8"	•	
10"	11-5/8"	14-3/4"	•	
12"	14-5/8"	17-3/4"	•	
14"	15-1/4"	19-3/4"	•	
16"	17-5/8"	23-5/8"	•	
18"	23"	31-5/8"	•	
20"	24-3/4"	38-1/2"	•	
22"	25-7/8"	32-3/8"	•	
24"	27-3/4"	42"	•	
30"	34-1/2"	46"		•
36"	42"	55"		•



Roman Ionic

Column Diameter	Height	Width	Material	
			Composite	Fiberglass
8"	3-5/8"	8"	•	
10"	4"	11-1/2"	•	
12"	4-3/4"	12-7/8"	•	
14"	5-5/8"	17-3/8"	•	
16"	6-3/8"	18"	•	
18"	9-1/4"	25-1/8"	•	
20"	9-1/4"	25-1/8"	•	
22"	9"	25"	•	
24"	10"	27-1/4"	•	
30"	13-1/4"	32"		•
36"	14-1/4"	37"		•



A two-story white house with a gabled roof and a front porch. The porch is supported by white columns and has a brick base. There are two black rocking chairs on the porch. The house is surrounded by tall pine trees and a green lawn. A semi-transparent purple banner is overlaid across the middle of the image.

ALUMINUM COLUMNS

The perfect combination of stylistic design and nearly maintenance-free performance, AFCO's Aluminum Columns will draw your appreciation each time you enjoy your outdoor space.

The tensile strength of the extruded staves of the AFCO Aluminum Columns provides a structural capacity far superior to that of other load-bearing column materials. Prefinished with durable, AAMA-2604 powder coat paints and backed by a limited lifetime warranty, there is no better choice than AFCO Aluminum Columns for providing Structure to your home.

Whether classical or modern, traditional or cutting edge — from the classic Round and Square Fluted, to the box column designs of the Traditions Series — there is an AFCO Aluminum Column to complement your home's Style.

AVAILABLE IN SEVEN BEAUTIFUL FINISHES **THAT NEVER NEED REPAINTING**

GLOSS

WHITE

CLAY

WICKER

TEXTURED

WHITE

BLACK

BRONZE

BROWN



FLUTED

ALUMINUM COLUMNS



Old world column design
for new world outdoor living.

AFCO's Fluted Aluminum Columns represent the perfect intersection of Classical column design and nearly maintenance-free performance.

Architecturally accurate fluting is more true to Classical design than others.

Shaft staves are produced in AFCO's aluminum extrusion facilities, providing quality control from the genesis of product.

Available in Round and Square styles and seven standard powder-coat finishes or with a primer finish for painting on the job.

All AFCO Fluted Aluminum Columns are fully structural and meet NFPA Class A requirements for flame-spread and smoke development indexing.



FLUTED ALUMINUM COLUMNS



ROUND FLUTED

Nominal Width	Heights	Shaft Width	Standard Cap/Base Width	Standard Cap/Base Height	Centered Load Capacity* (lbs.)	Load Bearing Plate
6"	8', 9', 10'	6"	7-9/16"	1-3/4"	20,000	A
8"	8', 9', 10', 12'	7-5/8"	9-7/16"	2-3/16"	21,000	C
10"	8', 9', 10', 12'	9-3/8"	11-1/4"	2-3/8"	26,000	E
12"	8', 9', 10', 12' 16'	11-1/2"	15-1/8"	2-3/4"	30,000	
15"	12', 18', 16', 20', 24'	14-1/2"	18-3/4"	4-3/4"	33,000	
18"	16', 18', 20', 24'	17-3/4"	22-1/2"	5"	38,000	
24"	18', 20', 24'	23-1/2"	28-7/8"	7-3/4"	43,000	

OPTIONAL CAPITALS - ROUND FLUTED



Scamozzi Capital



Corinthian Capital



SQUARE FLUTED

Nominal Width	Heights	Shaft Width	Cap/Base Width	Cap/Base Height	Centered Load Capacity* (lbs.)	Load Bearing Plate
3"	8', 9'	3"	N/A	N/A	8,000	
4"	8', 9', 10'	3-1/2"	5-5/8"	1-7/8"	12,000	
6"	8', 9', 10'	5-1/2"	8-1/2"	2"	23,000	B
8"	8', 9', 10', 12'	7-1/2"	10-1/2"	2"	24,000	D
10"	8', 9', 10', 12'	10"	12-7/8"	2-11/16"	26,000	E
12"	8', 9', 10', 12' 16'	11-15/16"	15-1/8"	3-3/16"	37,000	

* Load-bearing capacity is dependent on distributing the load evenly over bearing surfaces of the shaft.

** Dimension of the largest size of existing post that a Wrap-Around version of the respective column width will wrap.

FLUTED ALUMINUM COLUMNS

AFCO Hurricane Brackets	Scamozzi Capital	Corinthian Capital	Number of Staves	Largest Post Wrap Round**	Largest Post Wrap Square**
•			3	4-1/2"	3-1/2"
•	•		3	6-1/4"	4-1/2"
	•	•	4	7-3/4"	6"
	•	•	5	9-3/4"	7-1/2"
	•	•	5	12"	9"
	•		6	15"	11"
	•		6	22"	15"

AFCO Hurricane Brackets	Number of Staves	Largest Post Wrap Round**	Largest Post Wrap Square**
	N/A	N/A	N/A
	2	3"	3"
•	4	4-7/8"	4-1/2"
•	4	6-7/8"	6-1/2"
	4	8-1/2"	8-1/2"
	8	10"	10"



TRADITIONS

SERIES



Traditional box column designs
in the simplicity of aluminum.

The Traditions Series combines the aesthetic of the traditional site-build box column with the ease of installation and virtually maintenance-free benefits of aluminum.

Aluminum shaft staves are produced in AFCO's extrusion facilities, providing quality control from the genesis of production.

Features five unique designs, each fully load-bearing and available in all seven standard powder-coat finishes or with a primer finish for painting on the job.

The base trim of the Natchez Aluminum Column is uniquely designed to accommodate installations with any AFCO-Rail Series.



TRADITIONS ALUMINUM COLUMNS



WELLINGTON

Nominal Width	Heights	Shaft Width	Cap Width	Cap Height	Base Width
6"	8', 9', 10'	5-1/2"	9-5/8"	2"	8-1/2"
8"	8', 9', 10', 12'	7-1/4"	12-3/4"	3"	9-7/8"
9"	8', 9', 10', 12'	9"	14-7/16"	3"	11-11/16"



NATCHEZ

Nominal Width	Heights	Shaft Width	Cap/Base Width	Cap/Base Height	Centered Load Capacity* (lbs.)
6"	8', 9', 10'	5-1/2"	7"	6-1/4"	12,000
8"	8', 9', 10', 12'	7-1/4"	8-3/4"	6-1/4"	20,000
9"	8', 9', 10', 12'	9"	10-1/2"	6-1/4"	15,000



EMPIRE

Nominal Width	Heights	Shaft Width	Cap/Base Width	Cap/Base Height	Centered Load Capacity* (lbs.)
6"	8', 9', 10'	5-1/2"	8-1/2"	3-1/2"	12,000
8"	8', 9', 10', 12'	7-1/4"	9-7/8"	3-1/2"	20,000
9"	8', 9', 10', 12'	9"	11-11/16"	3-1/2"	15,000



CRAFTSMAN

Nominal Width	Heights	Shaft Width	Cap/Base Width	Cap/Base Height	Centered Load Capacity* (lbs.)
6"	8', 9', 10'	5-1/2"	6-3/4"	2-1/2"	20,000



ACADIAN

Nominal Width	Heights	Shaft Width	Cap/Base Width	Cap/Base Height	Centered Load Capacity* (lbs.)
6"	8', 9', 10'	5-1/2"	8-1/2"	2"	24,000
8"	8', 9', 10', 12'	7-1/2"	10-1/2"	2"	50,000
9"	8', 9', 10', 12'	9"	12-3/8"	2"	50,000

* Load-bearing capacity is dependent on distributing the load evenly over bearing surfaces of the shaft.

** Dimension of the largest size of existing post that a Wrap-Around version of the respective column width will wrap.

Base Height	Centered Load Capacity* (lbs.)	Load Bearing Plate	AFCO Hurricane Brackets	Number of Staves	Largest Post Wrap Round**	Largest Post Wrap Square**
3-1/2"	12,000		•	4	5"	4-1/2"
3-1/2"	20,000	B	•	4	6"	5-1/2"
3-1/2"	15,000	D	•	4	8"	7"

Load Bearing Plate	AFCO Hurricane Brackets	Number of Staves	Largest Post Wrap Round**	Largest Post Wrap Square**
	•	4	5"	4-1/2"
B	•	4	6"	5-1/2"
D	•	4	8"	7"

Load Bearing Plate	AFCO Hurricane Brackets	Number of Staves	Largest Post Wrap Round**	Largest Post Wrap Square**
	•	4	5"	4-1/2"
B	•	4	6"	5-1/2"
D	•	4	8"	7"

Load Bearing Plate	AFCO Hurricane Brackets	Number of Staves	Largest Post Wrap Round**	Largest Post Wrap Square**
	•	4	5"	4"

Load Bearing Plate	AFCO Hurricane Brackets	Panel Divider Blocks	Number of Staves	Largest Post Wrap Round**	Largest Post Wrap Square**
A	•	•	4	4-1/2"	4-1/2"
D	•	•	4	5-3/4"	5-3/4"
E	•		4	6-3/8"	6-3/8"

Recessed Panel Divider Blocks





COLUMN ACCESSORIES



AFCO Hurricane Bracket System

- Wind Uplift Tie-Down System meets ASCE 7-02 for 150 MPH winds
- Includes attachment fasteners for both wood and concrete installations.
- Kit includes four brackets that are hidden under the column capital and base.
- Available for 6" and 8" Fluted and all Traditions Series Aluminum Columns.
- Available for Pro-Lite Fiberglass Columns.



Aluminum Column Hold Down Clips

- "L" shaped brackets for securing any Aluminum Column style in place.
- Hidden under column capital and base once installed.
- Packaged in set of six clips for one column.



Load Bearing Plates

- 1/8" Thick aluminum plates distribute weight load evenly across the full column.
- Hidden under the column capital once installed.
- Available in five sizes to accommodate most common Aluminum and Fiberglass Column sizes and styles.



Fiberglass Column Installation Hardware Kit

- To secure any style of Fiberglass Column in its installed position.
- Hidden under column capital and base once installed.
- Includes four "L" shaped brackets and fasteners for both wood and concrete installations.



Split Fiberglass Column Reassembly Kit

- For reassembling Fiberglass Columns that have been split to wrap around an existing post.
- Contains one tube of specially formulated adhesive, four metal joining plates with fasteners and six assembly straps.



COLUMN WRAP & CUT OPTION

To accommodate your home's unique Style, AFCO can configure a custom cut of most of its Fiberglass and Aluminum Column styles to meet those needs.

Full

Complete in-the-round or in-the-square column to serve as a full structural, load-bearing support of your structure roof. See the lists of each individual column style and size for its respective structural capacity.

Additionally, any Fiberglass or Aluminum Column can be used modified to go around an existing structural post that may already be in place. While not structural, this "Wrap Around" column configuration varies by style, size and material.

Pilaster Cut

Traditional half-column style for mounting against a wall to signify the transition into your outdoor living space.

Engaged Cut













For unique aesthetics in which more or less column reveal is desired, an Engaged Cut can be made to your specifications for more or less than half-column depth used in the Pilaster Cut.

Three-Quarters and One-Quarter Cuts

To create a full design for your home at the corners, Three-Quarters and One-Quarter Cut columns can be a beautiful addition, as seen in the photo above.

End Cut

At open wall terminations, common in interior applications of columns, an End Cut can be made to your specifications to decoratively enclose the wall end.

	Square	Round
Full		
Pilaster		
Engaged		
Three-Quarters		
One-Quarter		
End		



C-PVC BUNGALOWS


Craftsman architectural style in easy-to-use Cellular PVC

Components designed to center wrap around a nominal 4" X 4" wood post.

As a field assembled kit, the precut C-PVC panels feature a lock joint routed into the edges facilitating the alignment and glue-up of the corners.

C-PVC BUNGALOWS

Nominal Width (Base)	Nominal Width (Neck)	Height
12"	7"	60", 66", 72"
16"	9"	60", 66", 72"





VINYL SLEEVES & WRAPS

Maintenance-free vinyl provides value in traditional post styles.

Vinyl Post Sleeves are designed to slide over a nominal 4" X 4" wood post in new construction for an economical, maintenance-free post solution.

Vinyl Post Wrap snap around an existing, nominal wood post with interlocking cap and base trims to wrap the post as well.

POSTS WRAPS AND SLEEVES

Post Width	Post Style	Post Height	
		44"	108"
4"	Post Sleeve	•	•
	Post Wrap		•
6"	Post Wrap		•

Post Sleeve includes Vinyl Square Post Sleeve, Cap and Post Base Trim

Post Wrap includes four Vinyl Post Wrap sides, to snap around nominal wood square post of noted width, and Cap and Base Trim Set.




Post Sleeve



One of the most respected names in the building materials industry since 1946, AFCO Industries operates four US manufacturing facilities specializing in Aluminum, Fiberglass and Vinyl production. AFCO, a 100% Employee-Owned ESOP corporation, is the only vertically integrated manufacturer of Aluminum and Fiberglass Columns and Railing systems in the country, as well as being an OEM producer. Trust AFCO's 70 years of American manufacturing experience for your project's column and railing needs.



 [afcocolumnsandrailings.com](https://www.afcocolumnsandrailings.com)

 pinterest.com/AFCOColsRails

 [@afcocolsrails](https://www.instagram.com/afcocolsrails)

 [fb.com/AFCOColsRails](https://www.facebook.com/AFCOColsRails)

 [@afcoindustries](https://www.youtube.com/afcoindustries)

 [@AFCOColsrails](https://www.twitter.com/AFCOColsrails)

**PROUDLY
AMERICAN
★MADE★**