



Tough on Winter, Easy on You

G SERIES

TAX CREDIT APPROVED

30% CREDIT

2023-2032 BIOMASS STOVE TAX CREDIT (25C)



Ultra-Efficient Wood Gasification Furnaces



# Say "Goodbye" To Your Heating Bill With HeatMaster<sup>ss</sup>

Tired of high heating bills every winter? Or just ready to get the wood mess and smoke out of the house? Imagine the savings and convenience of a HeatMaster<sup>ss</sup> wood gasification furnace. Your family will love the unlimited domestic hot water and the comfortable, even heat in your home, garage and shop. Experience the benefits of an outdoor wood furnace and energy independence with HeatMaster<sup>ss</sup> G Series.



## Saves You Money

With access to wood, you can create your own heat and enjoy energy independence with the power of a HeatMaster<sup>ss</sup> G Series furnace. And the extreme efficiency of gasification means your woodpile lasts even longer. Stop policing the thermostat this winter and enjoy true comfort with your family.



## Easy to Use

HeatMaster<sup>ss</sup> furnaces are designed for simplicity and ease of use; they just work. And with an outdoor furnace you don't have to worry about smoke or wood mess in the house, just reliable heat for your home, garage, shop, and domestic hot water.



## Built to Last

Made from 409 Stainless Steel and built in the frozen North of Manitoba Canada, HeatMaster<sup>ss</sup> furnaces are designed for the most extreme weather conditions, backed by a North America wide dealer network for installation and support.



# A HeatMaster<sup>ss</sup> Furnace Easily Connects To Your Home

A HeatMaster<sup>ss</sup> furnace can heat multiple buildings simultaneously including a home, garage, shop, and livestock building, as well as heat domestic hot water, even a pool or hot tub. And the furnace easily ties into almost any home heating system, even homes without ductwork. Applications include forced air, in-floor radiant heat, baseboard heaters, and overhead forced air heating units.



## Forced Air

Tying into a home's existing forced air system is one of the most common G-Series outdoor furnace applications. Water from the outdoor furnace heats the copper coils in the heat exchanger while the fan pulls the air over the coils before circulating it through your home's ductwork. You save money with low-cost wood heat, while your existing electric furnace provides peace of mind as a backup heat source.

# Easy to Use and Saves You Money

We've built our features with you in mind...

- ✓ Easy to use and simple to maintain
- \$ Designed for efficiency to make your woodpile last and save you money

## Stainless Steel

Unlike other brands, HeatMaster<sup>ss</sup> engineers have ensured all components that interact with with water or extreme heat are made of 409 Stainless Steel.



### 1 EZ Clean Handle

Cleans heat exchange tubes quickly and easily. No brushes or tools required.

### 2 Smokeless Loading

Keep the smoke out of your face and clothes with the Smokeless Loading Handle. Pulling the handle conveniently vents heat, flame and smoke out the chimney. Approved for indoor installations.

### 3 Large Capacity Firebox

The G Series can heat a greater area while giving you more time between loading. The full refractory floor provides even heat from corner to corner so the wood burns consistently and doesn't "bridge" or hang up.

### 4 Ultra Efficient Heat Exchanger

More efficient heat transfer to your water means fewer BTUs wasted and more heat for you home.

### 5 Expanded Heat Storage Capacity

The recirculation pump keeps the water temperature in your water jacket consistent from top to bottom which means the ability to store more heat. Without it, it'd be like only charging your battery to 50%

### 6 Spray Foam Insulation

Minimize heat loss thanks to closed cell spray foam that provides a seamless, dense insulation with an outstanding R-value, forming an effective air barrier.

### 7 Cruise Control for Your Furnace

The top air damper continually adjusts airflow to maintain a consistent water temperature, reducing the inefficient "starts and stops" of other boilers.



# The Power Of Gasification

## + Tornado Combustion Chamber

Extract more heat and use less wood by using your smoke as additional fuel through the power of gasification. Plus, enjoy fewer emissions compared to a traditional wood furnace or stove.

### A Maximize Your Fuel


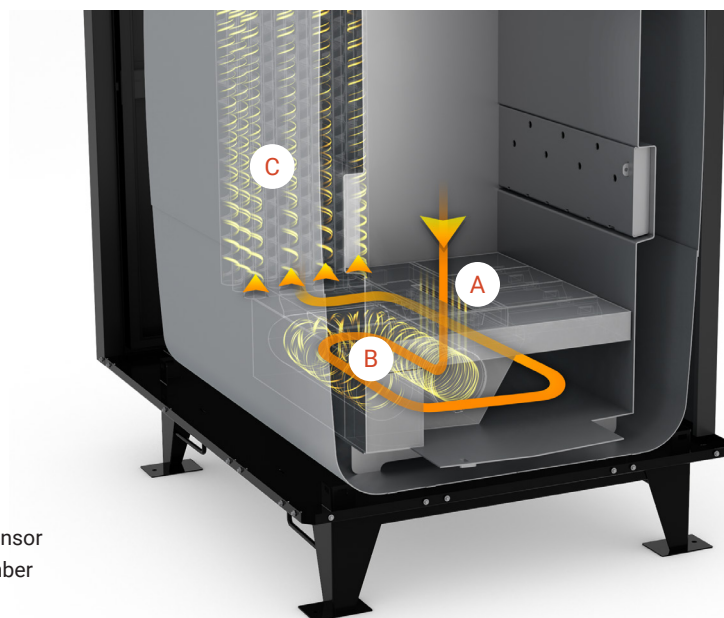
Airflow to the top and bottom burn chambers is controlled independently with dual modulating dampers. An oxygen sensor optimizes the flow of air into the Tornado Combustion Chamber resulting in the cleanest and most efficient burn available.

### B Complete Combustion

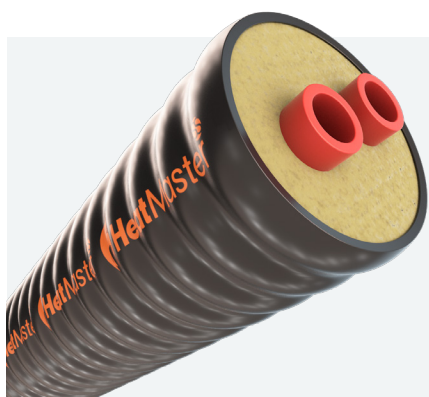
Complete combustion is achieved as the oxygen and wood gases swirl in tight spirals within the Tornado Combustion Chamber. Peak temperatures are maintained thanks to the mass of the refractory, and the chamber's double pass allows enough time to burn all available fuel.

### C High-Efficiency Heat Exchange Tubes

Heat exchange tubes with spiral turbulators transfer the maximum amount of heat to your water jacket, ensuring every available BTU can be used.



Scan to see  
gasification in action!



## Rhinoflex Pipe

Make sure all your heat is delivered right where you need it for as long as you own your furnace. Rhinoflex pipe is the most efficient, rugged, pre-insulated pipe on the market while being economical and easier to install.



Highest Efficiency



Long Lasting



Easy to Install

# G-Series



Approx. Heating Space\*  
8-hour Burn Rate\*\*  
Water Capacity  
Firebox (L x W x H)  
Firebox Door  
Weight  
Outlets  
Power Supply  
Running Load  
Chimney Size  
Dimensions\*\*\* (L x W x H)

## G4000

4,000 sq ft  
68,025 BTU/hr  
116 gallons  
23" x 22" x 29"  
20" x 20"  
1,448 lbs  
1 set 1", 1 set 1.5"  
120V 1PH 60 HZ  
2.5 Amps  
6"  
59" x 42" x 81"

## G7000

7,000 sq ft  
129,866 BTU/hr  
234 gallons  
29" x 29" x 33.5"  
20" x 20"  
2,035 lbs  
1 set 1", 1 set 1.5"  
120V 1PH 60 HZ  
2.5 Amps  
6"  
69" x 50" x 84.5"

## G10000

10,000 sq ft  
194,946 BTU/hr  
274 gallons  
42" x 29" x 33.5"  
20" x 20"  
2,564 lbs  
2 sets 1.5"  
120V 1PH 60 HZ  
2.5 Amps  
6"  
81" x 50" x 84.5"

\* Well-Insulated House

\*\* BTU's are approximate and will vary depending on fuel quality

\*\*\* Height is to the top of the lift hook

## More Flexibility With HeatMaster Financing

### Two Payment Options

#### 12-Month Same-As-Cash\*

#### 6.99% APR 5-Year Loan\*\*

Hold on to your cash with our 12-Month Same-As-Cash\* option with no interest and no payments. 12-Month Same-As-Cash lets you delay making any payments until next year (on approved credit). Plus, as long as you pay off the entire loan within the 12-month period, all interest will be waived. Or take advantage of equal payments for 5 years with the 6.99% APR 5-Year\*\* and no prepayment penalty.

To apply, check with your local HeatMaster<sup>ss</sup> dealer.



Powered By REGIONS | EnerBankUSA

HeatMaster Financing is a payment options program provided by Regions | EnerBank USA.

\*Credit and loans provided by Regions Bank d/b/a EnerBank USA, Member FDIC, (650 S Main St, Suite 1000, Salt Lake City, UT 84101) on approved credit, for a limited time. 19.99% fixed APR, effective as of September 2022, subject to change. Minimum loan amounts apply. Interest starts accruing when funds are disbursed. Interest is waived if repaid in 365 days from first disbursement. When open line period ends, the balance becomes a fixed-rate installment loan; repayment terms vary from 24 to 132 months. Actual loan term may be shorter if less than the full approved amount of credit is used. First monthly loan payment due 365 days after first disbursement. \*\*Credit and loans provided by Regions Bank d/b/a EnerBank USA, Member FDIC, (650 S Main St, Suite 1000, Salt Lake City, UT 84101) on approved credit, for a limited time. 6.99% fixed APR, subject to change. Minimum loan amounts apply. Interest starts accruing when funds are disbursed. Open line period payments due 90 days after origination and monthly thereafter during open line period. When open line period ends, the balance becomes a fixed rate installment loan; repayment term is 60 months. Actual loan term may be shorter if less than the full approved amount of credit is used. First monthly loan payment due 30 days from the end of the open line period.

# Frequently Asked Questions

---

## How does the furnace tie into my house?

You may require a water-to-water or water-to-air exchanger to transfer heat energy from the hot water your furnace has produced. A HeatMaster<sup>ss</sup> furnace can tie into almost any system and provide heat in a number of applications.

## How much wood will it use?

Through the process of gasification, a G Series furnace can achieve longer burn times compared to a conventional furnace and reduce wood consumption by nearly 50%. How much wood you use will depend on your BTU needs, but on average you can expect to reload your furnace once or twice a day.

## How much time does it take to season wood?

Typically it takes at least 12 months to properly season wood. Anything over 6" diameter should be split to season faster. It's always recommended to use seasoned wood with a 20-25% moisture content.

## Where should you put your furnace? How far does it have to be from a building?

When choosing the location for your furnace, consider prevailing wind direction, distance from your home and wood storage for refueling. The minimum clearance to combustibles is 6" from the sides and back, and 24" from the front of the furnace. The G Series can also be installed indoors such as in a garage or shop.

## Can I install it myself?

Installation should be performed by a qualified installer or under the supervision of a qualified installer and must comply with all requirements of your local agency with jurisdiction.

## How long does a boiler last?

If you take care of your boiler with regular cleaning and sending in water samples, your boiler can last you decades. We also back each furnace with our best-in-industry Lifetime Limited Warranty. You can sleep easy knowing your investment is secure for decades to come.

## How deep does the RhinoFlex have to be buried?

We recommend trenches are dug 24" to 36" deep, and have a gradual slope in your trench to allow for drainage.

## Where are HeatMaster<sup>ss</sup> furnaces made?

HeatMaster<sup>ss</sup> furnaces are made in Manitoba, Canada. We know cold. Manitoba winters can drop the mercury to -40 F overnight and remain below 0 F for weeks. However, out of our frozen north we test and build some of the toughest outdoor wood boilers because they're forged in the toughest climate.



"I've always wanted a boiler that I could run at my place with wood as a heat source. I love doing wood on our ranch because it's free of charge. I just have to go get it!"

- The Zell Family

Your Authorized HeatMaster<sup>ss</sup> Dealer

