




▶ SLIDING OUT CONTAINER HOUSE

L*W*H: 5850 x 4024 x 2530mm/19 x 13 x 8ft

-  French Window
-  Installation Completed In 10 Minutes
-  Integrated Bathroom And Kitchen
-  One 40hq Can Hold 2 Sets



INSTALLATION
STEPS



LAYOUT



INTERNAL VIEW



USAGE
SCENARIO



WZHG was established in 2001.

- As a leader of the container housing industry in China.
- Top 3 of Container house export industry in 2023.
- The Australian office was established in 2022, to better serve our customers, we are developing more bases, to complete the progression from WZH Group to WZH Global.
- With a creative team of 22-45 years old, WZHG is on the road to learning and improving. AI tech is used to assist ideas to become reality.
- We share the same future with our clients, being responsible to every customer always matters.

 www.wzhgroup.com www.wzhhouse.com

 Shijiazhuang City, Hebei China PRC.



CONTAINER HOUSES

CONTAINER HOUSING PRODUCT MANUAL

- Expandable Container House
- Sliding Out Container House
- Apple Cabin
- Portable Amenities

EXPANDABLE CONTAINER HOUSE



INSTALLATION STEPS



PACKING AND SHIPPING



SPECIFICATION

20ft Size(L*W*H):
5850 x 6300 x 2530mm/19 x 21 x 8ft

30ft Size(L*W*H):
9000 x 6300 x 2530mm/30 x 21 x 8ft

40ft Size(L*W*H):
11800x 6300 x 2530mm/39 x 21 x 8ft

Electricity: Australian,
American Standard;
Other standards demand

Decoration Wall: Optional;
PVC cladding,
PU metal carved cladding

Door: Aluminum sliding glass door
PVC sliding door
optional doors

Steel: Square tube and bending steel plate

Roof: 0.16ft/0.25ft EPS sandwich panel
rock wool sandwich panel
glass wool sandwich panel

Floor: MGO board;
Vinyl floor surface

Window: Aluminum sliding window
PVC sliding window

Wall: 0.16ft/0.25ft EPS sandwich panel
rock wool sandwich panel
glass wool sandwich panel

Wall color: White color and optional colors

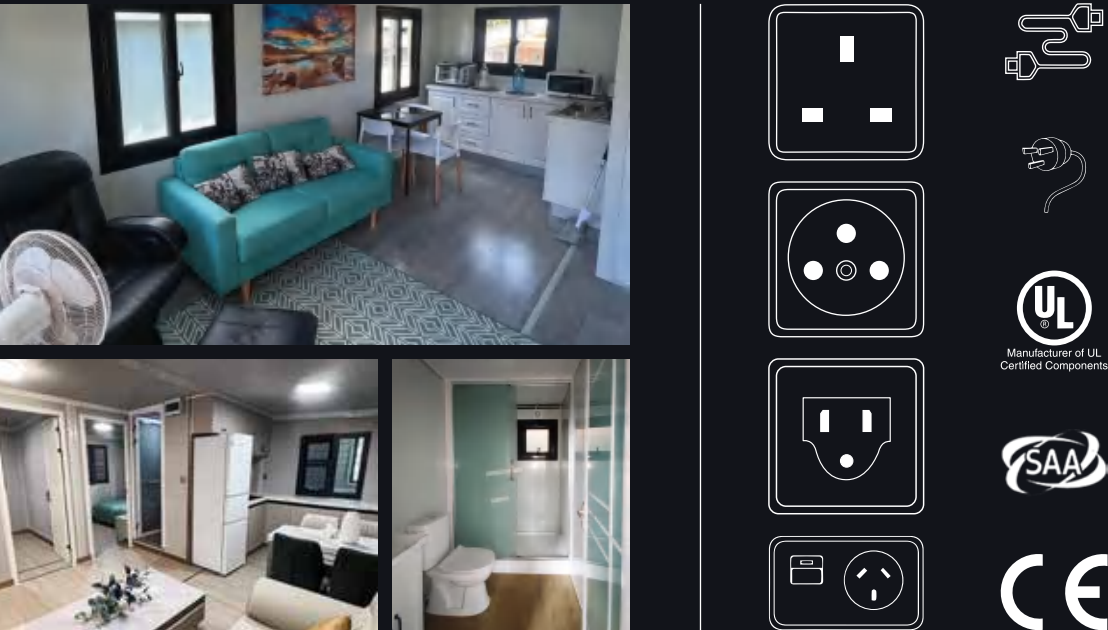
LAYOUT



OPTIONS



INTERNAL DIAGRAM

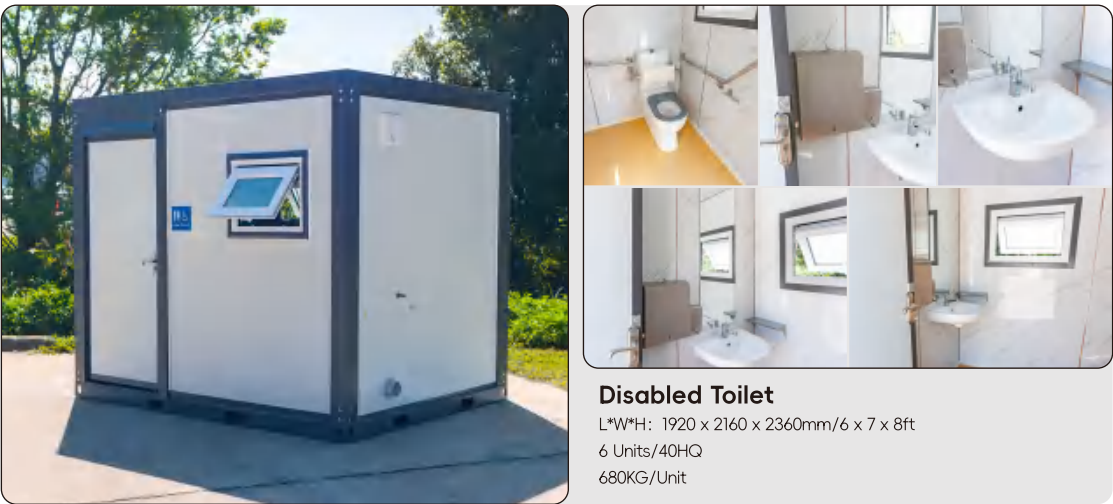


LAVATORIES (PORTABLE AMENITIES)

HOT SALE



MORE DESIGNS · DISABLED TOILET



APPLE CABIN



- Basic Size
L*W*H:
5850 x 2250 x 2530mm/19 x 7 x 8ft
- Bedroom
 - Bathroom
 - Kitchen
 - Coffee Area



MORE DESIGNS

