

Displayed in the pictures are only part of our products. Colors and styles are subject to the actual doors.
Pictures are for reference only. Physical items may be slightly different from pictures due to printing. Goods in kind prevail.



JinMaShou Wooden Doors

COMPANY INFORMATION:

Shandong JinMaShou Decoration Materials Co.,LTD
Add:Qihe Economic Development Zone, Dezhou City, Shandong Province, China
Website: jinmashou.net
Tell: +86 0531-55556507
Mobile:+86 15689694249
Email:jms@jmszs.com vivien.wang@jmszs.com

BARN DOORS




JinMaShou Wooden Doors



■ *We are the professional manufacture.*

About JinMaShou



SHANDONG JINMASHOU DECORATION MATERIALS CO.,LTD(JMS), was established in July 2001, registered capital is RMB 40 million , covering an area of 80,000 square meters, is a including manufacturing decorative materials, self - import and export business private enterprises company. Products are composed of non-painting doors, solid wood doors, composite wooden doors, PVC doors, including advanced Eco- doors, MDF/ HDF doors etc. over 400 varieties.

And we owns three automatic spray painting production lines, two composite solid wood door production line, two PVC automatic production lines, two wood assembly line, a basic material processing makings production line, and has a corresponding drying workshop, raw materials and finished products warehouse 2 place, 15 of modern logistics vehicles, all production workshop to implement the green manufacturing, become a typical representative of wood industry environmental governance, won the award of green enterprise.



Production is already have ISO9001-2004 international quality certification system and ISO14001 international environmental certification , CE certification system.

JinMaShou company after 18 years of market baptism,, "jinma shou" brand wooden doors, decorative materials have become the domestic people love the brand. The company exports products to 13 countries and regions.

Table Of Contents

BARN DOOR COLLECTION



- 04 Door Anatomy
- 05 Style Options
- 06 Pine Barn Door
- 08 Veneered Barn Door
- 10 PVC Barn Door
- 12 Paper Barn Door
- 14 Assembly Barn Door



Style Options

JinMaShou popular style

CUSTOMERS CHOICE DOORS

JinMaShou have a professional design team can make various style. The customer can decide the size, materials, color, design... So customers have any unique style can finally get what they're looking for.

Our Barn doors are truly beautiful, can be stained or painting finished. They made by high quality wood, providing a highlight to your home.

Standard thickness 1-3/8" or 1-3/4" but custom thicknesses are also available. JinMaShou Doors can be customized



JinMaShou barn door has a wide variety of high-quality door options for customer choice. With the perfect balance of durability, beauty, strength and save space.

We also have our standard design, they are popular in the market.


The materials can be solid wood, MDF or LVL.

And the finish surface have more choice, veneer, pvc, paper, painting or stain.

Here we give customer more choice for the door style. Also we can design as your idea.

We do everything you needed, we supply every model you want.

WOOD DOOR ANATOMY



TOP RAIL:
TOP horizontal members for the door, its can be solid wood or composite

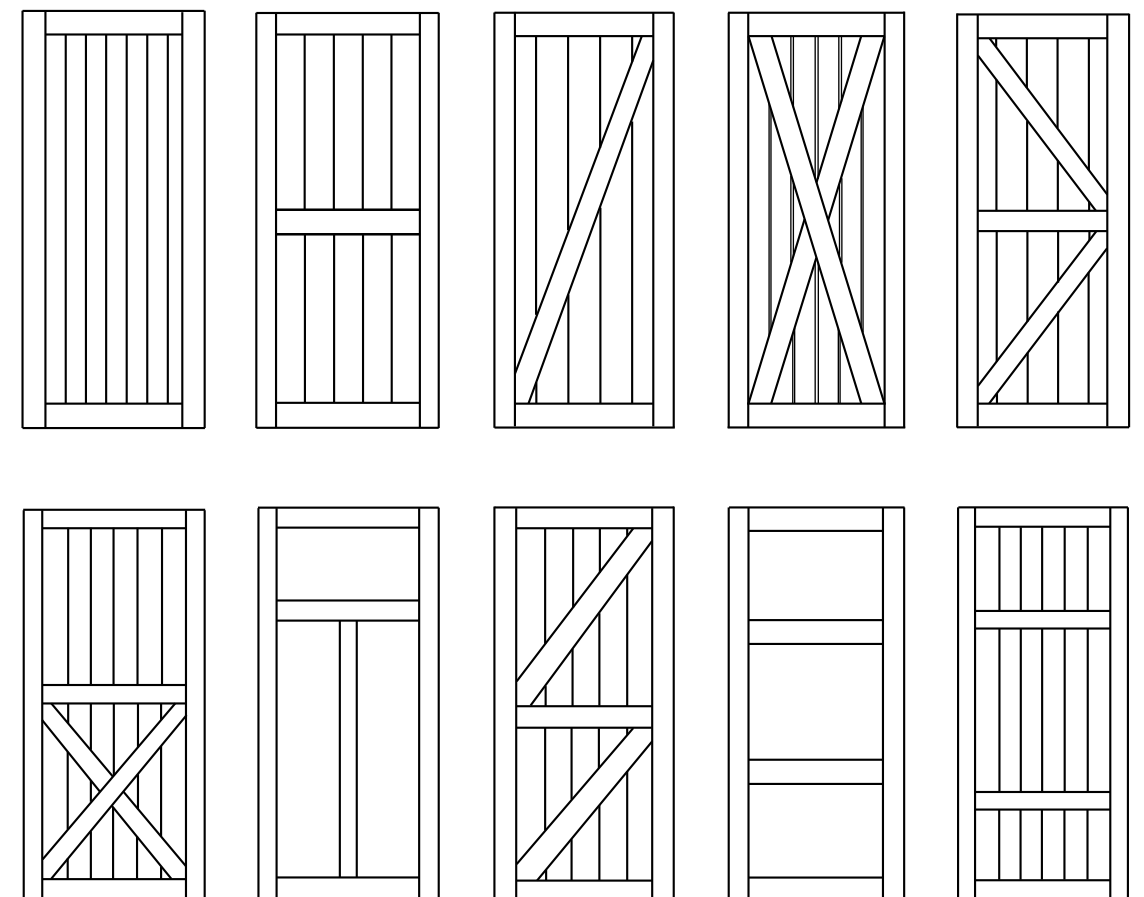
STILE:
Vertical members for the outside pieces

BRACE:
Can be have various design to give the door difference appearance

CORE:
Core set into the door rail and stile.

BOTTOM RAIL:
Bottom horizontal members for the door, its can be solid wood or composite

Our standard design





Pine Barn Door



Product parameters

Pine Barn door	Stile	Solid pine wood 100mm-200mm width
	Rail	Solid pine wood 100mm-200mm width
	Core	MDF with pine veneer surface
	Brace	MDF with pine veneer surface
Standard Dimension	84''*33''*1''; 84''*36''*1''; 84''*42''*1'' 84''*33''1-3/8''; 84''*36''*1-3/8''; 84''*42''*1-3/8''	
Materials	Knotty Pine, Clear Pine	
Feature	Save space, ready to stain,Customized acceptable	
Loading Capacity	500-960pcs	

Color selection



Clear pine



Knotty Pine

The Pine barn door is our recommended product. This one barn door use with imported solid pine wood. We strictly control the raw materials and research the process details time and time again. Now our pine barn door is popular in the market.

Inch to millimeter1''=24.5mm 1-3/8''=35mm 1-1/2''=40mm



Veneered Barn Door



Product parameters

Veneered Barn door	Stile	Option1:MDF or LVL with wood veneer Option2:Pine wood core+MDF with veneer surface
	Rail	Option1:MDF or LVL with wood veneer Option2:Pine wood core+MDF with veneer surface
	Core	MDF with veneer surface
	Brace	MDF with veneer surface
Standard Dimension	84''*33''*1''; 84''*36''*1''; 84''*42''*1'' 84''*33''1-3/8''; 84''*36''*1-3/8''; 84''*42''*1-3/8''	
Materials	Walnut, Oak, Cherry, Teak, rubber wood and artificial veneer	
Feature	Save space, ready to stain,Customized acceptable	
Loading Capacity	300-720pcs	

Color selection



● we also supply more colors choice for your customized design

Inch to millimeter1''=24.5mm 1-3/8''=35mm 1-1/2''=40mm




PVC Barn Door



Product parameters

PVC Barn door	Stile & Rail	MDF with PVC surface
	Brace & core	MDF with PVC surface
Standard Dimension	84''*33''*1''; 84''*36''*1''; 84''*42''*1'' 84''*33''1-3/8''; 84''*36''*1-3/8''; 84''*42''*1-3/8''	
PVC color	Black, wood color, white...	
Feature	Save space, ready to stain,Customized acceptable	
Loading Capacity	300-720pcs	


Color selection



110610T-02-04



101210-01-02S



106405T-01-02



1288057-03-02



1036107-01-02



1068107-02-16



1060107-01-02S



124310T-02-16

● we also supply more colors choice for your customized design

Inch to millimeter1"=24.5mm 1-3/8"=35mm 1-1/2"=40mm



Paper Barn Door



Product parameters

Paper Barn door	Stile & Rail	MDF with paper surface
	Brace & Core	MDF with paper surface
Standard Dimension	84"*33"*1"; 84"*36"*1"; 84"*42"*1" 84"*33"*1-3/8"; 84"*36"*1-3/8"; 84"*42"*1-3/8"	
Paper color	Black, wood color, white...	
Feature	Save space, ready to stain, Customized acceptable	
Loading Capacity	300-720pcs	

Color selection



● we also supply more colors choice for your customized design

Inch to millimeter 1"=24.5mm 1-3/8"=35mm 1-1/2"=40mm



Assembly Barn Door



Product parameters

Assembly Barn door	Stile	Option1:Solid wood Option2:Pine wood core+MDF with veneer surface
	Rail	Option1:Solid wood Option2:Pine wood core+MDF with veneer surface
	Core	MDF with veneer surface Assembly
	Brace	MDF with veneer surface Assembly
Standard Dimension	84"*33"1-3/8"(1-1/2"); 84"*36"*1-3/8"(1-1/2"); 84"*42"*1-3/8"(1-1/2")	
Materials	Clear pine, knotty pine	
Feature	Save space, ready to stain,Customized acceptable	
Loading Capacity	300-720pcs	

Color selection



Clear pine



Knotty Pine

The assembly barn door is one our new model, every pieces was separated package in one carton.
We supply the installation book to help customer assemble door by self.
We hope our customer will have experiences joy and satisfaction during the installation.

Inch to millimeter1"=24.5mm 1-3/8"=35mm 1-1/2"=40mm