

Product Information

EzyJamb

The Flush Finish Door Jamb System

EzyJamb® flush finish door jamb systems create seamless clean lines and eliminate the need for traditional casing around the door frame.

Providing a modern and defining feature to your project; EzyJamb conceals the door frame and creates square set interiors, as the unique frameless jamb system wraps the drywall during framing and blends in seamlessly.

EzyJamb is delivered pre-coated and is ready for painting.



EzyJamb

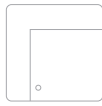
EZC | Classic Adjust Door Frame

EzyJamb® Classic Adjust EZC is a two-piece adjustable split type door jamb – flush on one side of the door and traditional rabbet on the other.

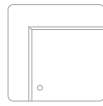
The EzyJamb EZC is available to suit your wall throat, but has 3/8" +/- field adjustments to allow for inconsistencies in wall thickness at installation.



Split Type Jamb



Flush Interior Finish




Traditional Rabbeted Exterior Finish



EzyJamb

SRC | Single Rabbet Door Frame

The premium design of the EzyJamb SRC provides a flush finish on one side of the door, with a single rabbet on the other, allowing a minimalistic sophistication in apartments, homes and commercial buildings. This one-piece casing free door jamb is made custom to perfectly suit your wall thickness for a flush finish.



Single Piece Jamb



Flush Interior Finish



Single Rabbeted Exterior Finish



EzyJamb

ISD | Inswing Door Frame

EzyJamb® Inswing Door ISD allow the door to swing open into the corresponding room, with the flush side in line with the wall face.

This one-piece door jamb is custom made to perfectly fit you wall thickness. EzyJamb ISD is perfect for hiding the appearance of doors along the wall in hallways and corridors.



Single Piece Jamb



Rabbeted Interior Finish



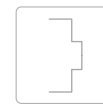
Flush Exterior Finish



EzyJamb

DRC | Double Rabbet Door Frame

EzyJamb DRC allows for two door panels to be installed on the same door jamb, as used in hotels for adjoining rooms, or can be used when the need is to match aesthetic of traditional hollow metal frames in adjacent spaces for single doors. This modern approach to hotel door jambs complements discerning hotel interiors where a premium finish is required in all areas.



Single Piece Jamb



Double Door Hanging

Product Information

Openings




EzyJamb

Providing a modern and defining feature to your project; EzyJamb® conceals the door frame and creates square set interiors, as the unique frameless jamb system wraps the drywall during framing and blends seamlessly with the wall.



RocYork

Designed to complement the EzyJamb door jamb systems; RocYork® concealed hinges are made from high quality material and are adjustable to get the door panel set to the ideal margins. Available fire rated to 20 minutes.



CavKit

CavKit® is a flush finish pocket door kit that trims and caps the drywall edges around the door opening to create a pocket door that can be hidden when open and provide privacy when closed. Transform standard pocket doors into casing-free pocket doors with CavKit!



SlideSet

Create fluidity between rooms with SlideSet®; the flush finish pocket door system that allows the door to be completely hidden in the wall cavity when open, providing an uninterrupted view from one room to the next.



AccessDor

AccessDor® concealed riser doors and access panel solutions are supplied with perforated flange mounting. The riser door system cleverly hides the appearance of service cupboards by creating a flush finish to the drywall and eliminating the need for casing around the door.

Finishings



EzyPelmet

Adding a new dimension to the internal perimeter of square-set interiors, EzyPelmet® window pelmet designs make window blinds disappear, cleverly conceals feature lighting and opens vast panoramas before your eyes.




EzyReveal

Create a premium casing-free, square-set interior finish with EzyReveal®; the durable steel window reveal that eliminates the need for traditional casing. Using a metal reveal is more durable than timber, as it doesn't warp or crack over time, especially in sun-exposed areas.



EzyCap

Cased openings, window openings and internal partition wall ends are all made easy using EzyCap®. Using a slip-fit fixing method, EzyCap simply slides onto the end of the drywall and doesn't require preparation to paint in with the rest of the wall, significantly reducing time and effort during installation and presenting a crisp and durable finished wall end.



FastCap

Inspired ceiling designs command attention using FastCap®; this innovative solution easily inserts between two sections of drywall to make light work of difficult rabbets, plasterboard profiles and large oversized shadowlines.



AluBase

AluBase® Aluminium Shadowline is a modern alternative to traditional timber base boards. It can be used along with base boards to allow for a shadow detail between base board and drywall which allows for base to flush with the wall.