

Corradi
OUTDOOR LIVING SPACE



ZENITH

RETRACTABLE SCREEN

DESIGN-DRIVEN. PERFORMANCE-PROVEN.



ZENITH



New Roll Tube Design

Proprietary shape of profile allows fabric to slide in and click into place, flattening the fabric against the tube for a smoother, more taut finish.

Connect & Go Motor

A proprietary **plug-and-play connector** at the motor head eliminates the need to run wiring through the headbox, so there's no need to hold the assembled roll tube while feeding the wire.

Installation Optimized Cassette

Designed for flexible installation and maintenance, with access from two directions—including unique **bottom access** for tight or concealed spaces.

Revolutionary, Snap-In Brackets

The preassembled roll tube, complete with motor, idler, and fabric, **locks directly** into heavy-duty steel brackets, easing the installation of the screen.

Sealed Ball Bearing Idlers

Upgraded from industry standard endpin design, the **new ball bearing** idler delivers stronger, smoother, and quieter performance of shade.

Reinforced Bottom Bar

1.5x heavier, the larger bottom bar resists deflection for smoother fabric operation in wind. The **click-in fabric retainer** speeds up installation, no sliding needed.

Redesigned Bottom Bar Endcaps

The new endcaps **lock into the guide** to keep the bottom bar firmly in place, while securing around the internal aluminum profile for added stability and durability.

Reinvented Track & Spring System

Combines the strength of aluminum with the smooth, silent movement of low-friction polymers. Hidden, **patented click-in springs** boost performance, durability, and wind resistance.

Dimensions	Max Width: 23'	Bottom Bar: 2 1/2" x 1 3/4"
	Max Drop: 10'	Tracks: 1 1/2" x 2 1/4"
	Cassette: 7" x 6 3/4"	Roll Tube: 5" Ø
Applications	Wall or Ceiling Mount	
Wind Resistance	Up to 75 mph	
Motor	Somfy Maestria™ RTS	
Fabrics	Current Corradi Collection + High-Performance Additions	





The result of a complete product evolution, this next-generation motorized screen was designed to deliver exceptional strength, stability, and style. Zenith combines all-new spring technology, a reinforced cassette built for larger roll tubes, and a redesigned bottom bar engineered for added weight and stability. From enhanced wind resistance and smoother operation to simplified, safer installation and long-term durability, every element has been refined to deliver reliable performance in larger, more demanding applications.


9 STANDARD COLORS



CARBON



BEACH SAND




DUNE




GRANITE




CORTEN




URBAN BRONZE



WHITE QUARTZ



GLACIER

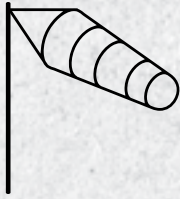


ANTHRACITE

Pioneers of ShyZip Technology in the U.S.

Originating in Japan, ShyZip® transformed outdoor screens with its zipper-guided edge system for superior tension and durability. As the first to introduce this breakthrough to the U.S., we've stayed true to its innovation, refining and reengineering our products to meet today's demands.

Now, with the integration of our new spring technology, we've taken performance to the next level. This advanced system enhances the capabilities of ShyZip® to deliver even greater strength, smoother operation, and improved reliability, especially at larger sizes. The result is a screen that not only holds up under pressure but performs flawlessly in demanding environments.



Guaranteed
Wind Resistance



**SMOOTH
TECHNOLOGY**

Taut Fabric & Seamless Operation

CONNECT



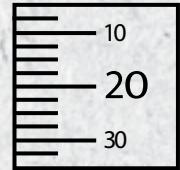
Plug-and-Play Motor



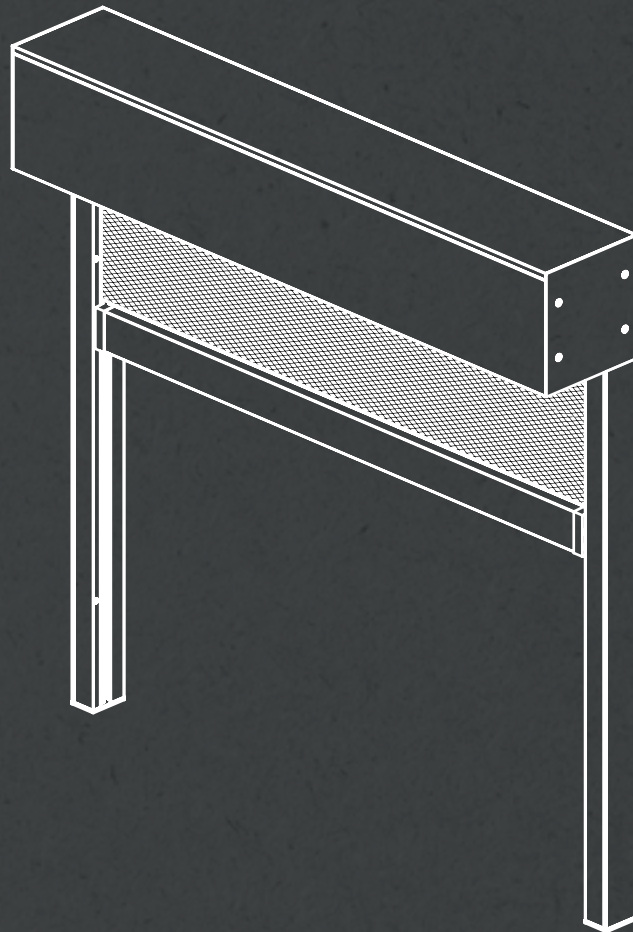
Streamlined for Quick
& Easy Installation



Aluminum



Made to Measure



www.corradiusa.com



[/company/corradiusa](https://www.linkedin.com/company/corradiusa)



[/corradiusa](https://www.facebook.com/corradiusa)



[@corradiusa](https://www.instagram.com/corradiusa)



[@corradi_usa](https://www.youtube.com/corradi_usa)