

# BuilderMetrix®

## Access the industry's most accurate and timely homebuilding data

Gain critical insights on homebuilder finance, operations, construction and sales through easy-to-understand reporting, analytics, dashboards and benchmarks.



### Data you can trust

BuilderMetrix is the only solution that sources accurate financial and operational data from live builder ERP systems. Constellation is the largest homebuilder ERP provider, and our data is sourced from 300+ builders, including 40% of the largest homebuilders in North America. BuilderMetrix also features real-time resale, rental, and new home data from the MLS®, making it the most robust and accurate data available.



### Access data in near real-time

BuilderMetrix is the most up-to-date and comprehensive data in the industry. Get last month's data by the third day of the following month.



### Benchmark your business performance and operational costs

Connect your ERP to BuilderMetrix to accurately compare your business performance against industry data and trends to fuel decision-making. Follow your team's progress towards goals and project completion.



### View data across national, state, and regional homebuilding markets

Data can be used for regional benchmarking down to the CBSA level provided there are a minimum of three builders in the dataset.



### Augment your in-house data

Doing analytics in-house? BuilderMetrix features a flexible data extension to push data to your internal SQL database. Data is aggregated and fully anonymized.



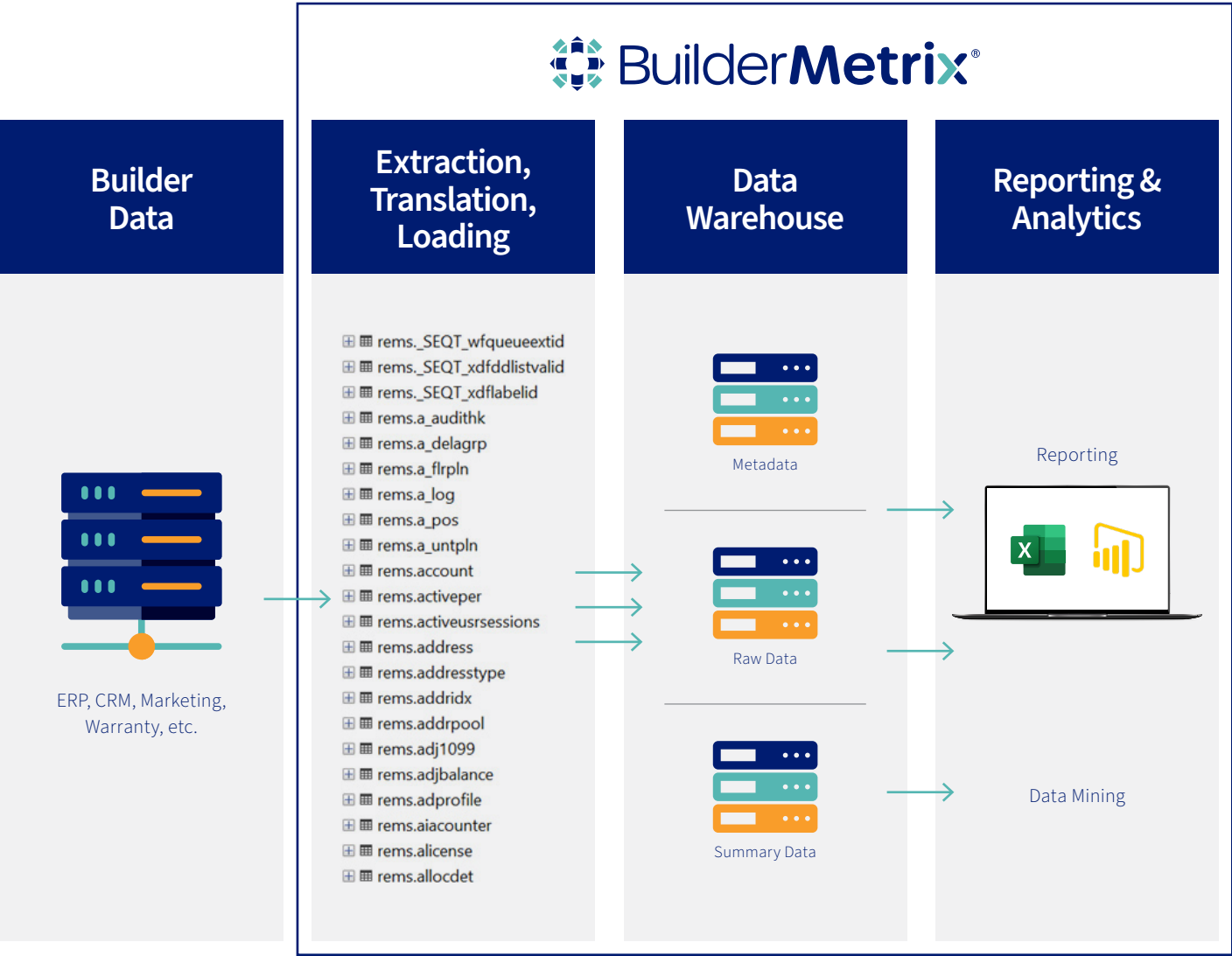
*BuilderMetrix is a game-changing decision-support tool. We can benchmark our costs to other regional homebuilders in real-time and are confident that the data is 100% accurate.*

**Ty Brewer** | Chief Digital Officer at HistoryMaker Homes

# Data Flow with BuilderMetrix

All your homebuilder data (i.e., ERP, CRM, Warranty, Survey) is stored within your data warehouse, creating a standardized and validated single source of truth. The data then passes through an extraction, transformation, and loading (ETL) process where it's transformed into standardized tables, validated, and then uploaded into BuilderMetrix. We use Power BI and MSFT SQL Server to enable this.

Once the data is loaded, the automated reports within BuilderMetrix are accessible to anyone on your team.



*Constellation was our ideal choice to sponsor the Business Results section of the NHQA program because they embody the same commitment to excellence in their operations and service to the industry.*

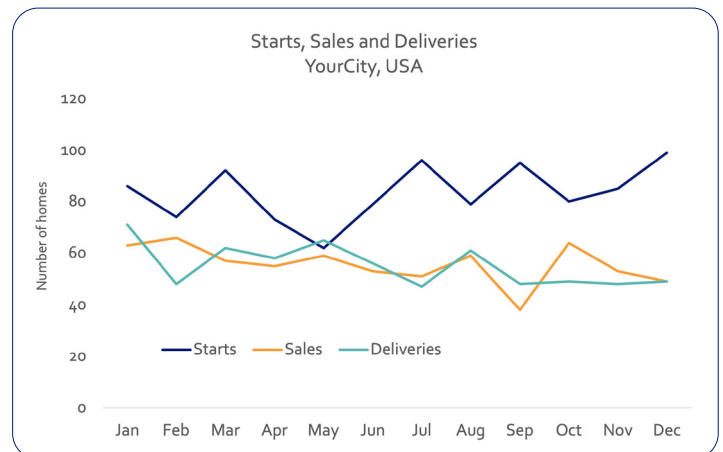
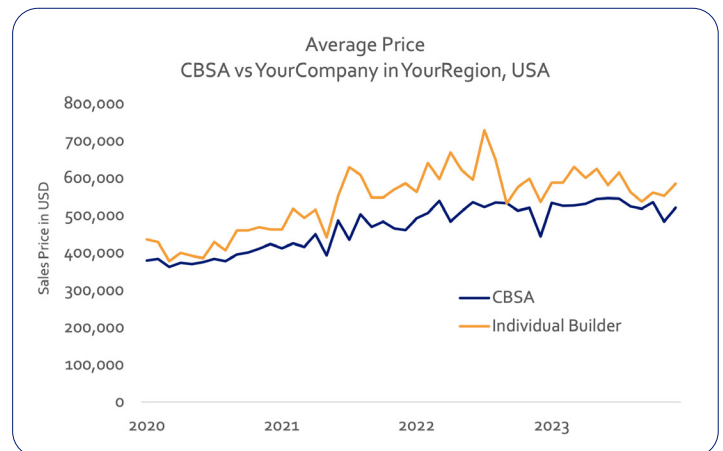
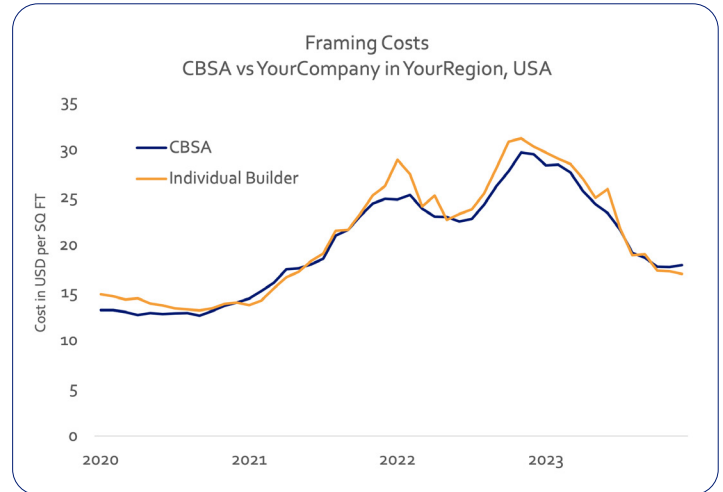
Jeff Eschliman | Executive Director, National Housing Quality Awards



## Extensive Library of Reports

- **Operational Sales**
- **Construction Milestones**
- **Project Summary**
- **Sales or Closings**
- **Community Lot Details**
- **Job Cost Benchmark\*** (*per square foot or per job*)
  - Framing materials
  - Framing labor
  - Framing (turnkey)
  - Appliances
  - Cabinets
  - Counters
  - Drywall/insulation
  - Electrical
  - Flooring
  - Foundation
  - HVAC
  - Paint
  - Plumbing
  - Roofing
  - Siding
  - Trim
  - Window/door
- **Job Cycle Time Benchmarks**
  - Total Cycle Time
  - Milestone Cycle Time
  - ... and more
- **New Home Sales Benchmark\***
  - New home sales price
  - New home sales square footage
  - New home sales price per square foot
- **Normalized, MLS Data**
  - New and used inventory leveraging
  - List price (per square foot)
  - List price drift
  - Days on market
  - Close price (per square foot)
  - Closings

\* Benchmarks require connection to NX, NEWSTAR, BuildTopia or any third-party ERP







## Ready to optimize your business performance?

Book a Demo: [constellationhb.com/buildermetric-demo](https://constellationhb.com/buildermetric-demo)

Sign Up for FREE Insights: [constellationhb.com/data](https://constellationhb.com/data)



1-888-723-2222

| [info@constellationhb.com](mailto:info@constellationhb.com)

| [www.constellationhb.com](https://www.constellationhb.com)