




United Woods Group

PRIMED MOLDED DOORS.....	07
SHAKER DOORS.....	08
PAINTED OPTION	09
VENEERED DOORS	10
EXTERIOR DOORS	11
FIRE RATED DOORS	12
LOUVERED DOORS	13
FRENCH DOORS	14
FRAME & CASING & HEADER	15
SLIDING AND FOLDING DOORS.....	16
DOOR ACCESSORIES	17
ENGINEERED WOOD FLOORING	19
CHEVRON & HERRINGBONE	21
SPC FLOORING.....	22
MOULDINGS.....	24
S4S BOARD	32
NATURAL WOOD SHIPLAP	35
SLEEK FINISHED SHIPLAP	36
RUSTIC COLLECIION SHIPLAP	37
CHARRED WOOD SHIPLAP	38
STAIR & MILLWORKS	39

Welcome to our official website:
<https://unitedwoods.group>



50% less than local market

The factory dedicated to serving builders



Cost Savings

Our products use solid materials at affordable prices, and by selling directly from our factories, we ensure highly competitive pricing.

Wage Savings

Our products come pre-assembled and pre-painted, significantly reducing installation time, labor costs, and overall installation effort.

Rental Savings

Our products are packaged by project units, combining items on one pallet for easy on-site access, thus saving on storage costs.

Time Savings

Our team expertly handles your procurement needs from drawing confirmation to delivery, ensuring a worry-free experience.

OUR VALUES

We keep it simple

We focus on delivering consistently high-quality products. Our meticulous attention to detail ensures that every item meets rigorous standards and exceeds your expectations.

We keep it green

Sustainability isn't just a buzzword for us; it's our operational backbone. From sourcing responsibly to employing eco-friendly manufacturing processes, we ensure that every product is as good for the planet as it is for your project.

We keep it personal

Whether you're around the corner or across the globe, our approach to service remains the same: personalized and responsive. We're here to support your needs with simplicity and efficiency, ensuring a seamless experience from consultation to delivery.

Innovate, integrate

Our design team pushes the boundaries of what is possible in wood manufacturing. With a blend of traditional techniques and cutting-edge technology, we create aesthetically pleasing and functionally superior products that enhance any building or renovation project.



GLOBAL REACH, PERSONAL TOUCH

We influence spans the globe, yet we maintain a personal touch with our customers.

We understand the importance of accessible, responsive service and strive to ensure that every interaction is as satisfying as our products.

Industry Leader

With over a decade of experience supplying major supermarkets in the United States, our annual sales in the North American market have exceeded \$10 million.

Favorable Price

Up to 10% lower raw material costs contributed by bulk order needs and stable supply guaranteed by manufacturing process, make it possible for our lower price.

Quality Control

Our products are crafted from high-quality materials and undergo rigorous quality checks to ensure they meet and exceed customer expectations.



As a factory, we know what we produce, with deep knowledge of the U.S. market and create products strictly according to American standards. And we understand the importance of accessible, responsive service and strive to ensure that every interaction is as satisfying as our products.

Our design team pushes the boundaries of what is possible in wood manufacturing. With a blend of traditional techniques and cutting-edge technology, we create aesthetically pleasing and functionally superior products that enhance any building or renovation project.

Best of all, our packages are priced at just 50% of the local market rate, delivering exceptional value without compromising on quality. Let us handle the details, and enjoy a beautifully unified space at a fraction of the cost.




Doors

- Primed Molded Doors
- Shaker Doors
- Painted Option
- Veneered Doors
- Exterior Doors
- Fire Rated Doors
- Louvered Doors
- French Doors
- Frame & Casing & Header
- Sliding and Folding Doors
- Door Accessories



Primer Molded Doors



Experience elegance with our Primer Molded Doors. Crafted and primed for a sleek finish, they offer a versatile base for your style. Combine durability and beauty for a grand entrance every time.



Honeycomb



XPS



Tubular Particleboard



Full Chipboard



Shaker Doors

Discover the timeless beauty of Shaker Doors. With their distinctive, minimalist design and meticulous craftsmanship, they add an elegant touch to any home or office. Perfect for those who value understated sophistication, Shaker Doors offer a blend of classic and contemporary appeal, ensuring your spaces remain stylish and adaptable.







Crisp, clean lines
Square profiles
True shadow lines
Shaker panel design

Painted Option

Discover the refined beauty of our expertly painted products. From doors to moldings and door frames, each piece is carefully crafted with a smooth, durable finish that showcases rich, lasting colors.

Whether you're looking for a subtle accent or a bold statement, our painted collection is designed to elevate any space with a perfect blend of style and resilience.

Federal Standard

			
Insignia White 37925	Lime Yellow 13670	Red 21105	Dark Yellow 33448
			
Medium Blue 35177	Dark Gray 36099	Olive Drab 14087	Black 37038



Veneered Doors

Experience the natural beauty of our Veneered Doors. Each door features real wood veneer for a rich, authentic finish, ready to install with no extra work needed. Choose from a variety of wood grains, from classic oak to sleek walnut, and elevate your space with doors that blend durability, elegance, and the timeless appeal of natural wood.

PVC decorative film



1108-12

2387-11

2719-02

4716-57



6116-49

82003-51

87003-05

SF11056-22



Exterior Doors



Elevate your home's curb appeal with our Exterior Doors. Designed for both beauty and durability, each door is crafted to withstand the elements while enhancing your home's style. Choose from a range of finishes and designs to find the perfect fit for your exterior, combining strength, security, and timeless elegance in one stunning entryway.



Fire Rated Doors

Ensure safety without compromising on style with our Fire Rated Doors. Engineered to meet stringent fire safety standards, these doors provide reliable protection while enhancing the aesthetics of your space. Available in various designs and finishes, our Fire Rated Doors offer both security and elegance for any environment.




UWG 20-minute fire-rated doors comply with major code requirements for the 20-minute fire safety classification.

Louvered Doors



Add a touch of ventilation and style with our Louvered Doors. Designed with precision, these doors allow for airflow while maintaining privacy, making them perfect for closets, laundry rooms, and other spaces. Available in various finishes, our Louvered Doors blend functionality with timeless design, enhancing any room with their unique charm.



• VENTED LOUVER



• FALSE LOUVER

French Doors

Elevate your space with the elegance of our French Doors. Featuring clear or decorative glass panels, these doors allow natural light to flow between rooms while adding a touch of sophistication.

Ideal for both interior and exterior use, our French Doors blend classic charm with modern design, creating a seamless connection between spaces.



4mm Tempered Frosted Glass
Safe to use;
Bring brightness while
protect privacy

Finished Surface
Ready to use directly



Frame & Casing & Header

Complete your door installation with our Frame, Casing, and Header sets. Crafted for durability and precision, these components provide the perfect finishing touch, ensuring a seamless fit and a polished look.

Whether you prefer a classic or modern style, our frames, casings, and headers are designed to enhance your door's appearance while providing lasting support and stability.

Door Crossheads



Baseboard & Door Frame




Sliding and Folding Doors




Folding

Ideal for flexible layouts, these doors fold easily to open or close spaces, blending practicality with modern design.



Pocket

Sliding seamlessly into the wall, they offer a sleek, space-saving solution that blends effortlessly with any interior design.



Barn

Sliding smoothly on a track, they provide a stylish, space-saving solution, perfect for creating a distinctive focal point in any room.

Door Accessories



Dummy



Passage




Entrance



Satin Stainless Steel 3" Hinge



Matt Black 4" Hinge



Self-Closing Fire Door Hinges



Door Stopper




Door Stop

Folding Door Hardware



Pocket Door Hardware



Barn Door Hardware




Floorings



- Hardwood Flooring
- Chevron & Herringbone
- SPC Flooring

Engineered Wood flooring

United Wood uses its many years of experience and its knowledge about the individuality of trees to make an attractive product range out of wood, with different formats, grades and surface treatments. Wood not only plays a critical role in terms of looks, but is also used exclusively in the 3-layer sandwich composition of Parador engineered wood flooring. What is more, intelligent click systems make tools superfluous and installation particularly easy and stable.



1. Top layer

High quality solid wood with a thickness of up to 4 mm is enhanced with a lacquer finish or naturally oiled surface. The lamellar impregnation on the ends and the all-round impregnated top layer prevent moisture from penetrating and provide increased swell protection. Drying the wood gently prevents the formation of cracks.

2. Solid spruce-fir middle layer

The solid wood core with raised annual rings gives Parador engineered wood flooring its excellent dimensional stability even under heavy duty use.

The patented click mechanism milled into the wood ensures a long-lasting stable connection.

3. Balancing veneer

Produced in the resource-saving hulling process, the balancing veneer made of solid spruce gives the planks extra dimensional stability.

4. Click connection

The patented Parador click connections guarantee quick, easy, uncomplicated installation with high pull-out resistance and a long-lasting strong connection.

For a permanently attractive floor covering and a strong bond between the individual planks. As the planks are self-aligning, a floating installation and gluing the whole area are easily possible. This is pleasing too: once the floor is installed, it is immediately ready to use.

Automatic-Click system

With its patented click mechanism, the Automatic-Click system ensures easy installation and optimal results every time.

Automatic-Click system

Innovative Allround-Click system without the need for left and right-hand tongues for a particularly easy installation.

Veneer Selection

Explore our Veneer Selection, offering a range of premium wood finishes that highlight the natural beauty of each grain. Whether you seek classic or contemporary styles, our veneers provide a refined and durable option to elevate your designs with authentic wood textures and rich tones.

PLANK




Basic: 1910x190x15mm Classic: 1210x163x15mm Traditional: 900x150x15mm


SPECIES





SURFACE TECHNOLOGY



FLOORING GRADE



PROFILES



Chevron & Herringbone



Chevron

Elevate your space with our Chevron Flooring, featuring a striking V-shaped pattern that adds a touch of sophistication to any room.

This timeless design combines elegance with a modern twist, making it perfect for both classic and contemporary interiors. Crafted with precision, our Chevron Flooring offers a durable and visually captivating foundation for your home.

Herringbone


Transform your space with our Herringbone Flooring, featuring a classic zigzag pattern that exudes elegance and charm.

This distinctive design adds depth and movement to any room, seamlessly blending traditional style with modern appeal.

Crafted with meticulous attention to detail, our Herringbone Flooring offers a durable and stylish foundation that enhances the character of any interior.

SPC Flooring

SPC flooring is made from a robust stone-plastic composite, offering excellent strength and waterproof properties, making it ideal for any room, including kitchens and bathrooms. With a variety of designs that mimic the natural appearance of wood or stone, SPC flooring combines practicality with modern aesthetics, providing a durable and attractive foundation for your home.



Veneer Selection

Explore our SPC Veneer Selection, offering a range of high-quality finishes that combine the durability of stone-plastic composite with the natural beauty of wood or stone textures. This selection provides a perfect blend of strength and style, ensuring your floors remain both resilient and visually appealing in any space.

LENGTH AND WIDTH






Size: 914.4x152.4mm · 1219.2x177.8mm · 1524x228.6mm


THICKNESS



Size: 3.5mm · 4.0mm · 4.2mm · 4.5mm · 5.0mm · 5.5mm · 6.0mm



Mouldings



3

5

1


4

6

9

2

10



7

- 1 ARCHITRAVES:** In classical architecture, it described the main beam resting on the tops of the columns. Today it is often used as a decorative moulding for ornamentation or finishing at the top of windows and doors.
- 2 BASEBOARDS:** Baseboards are placed along the wall at the floor. They should be chosen to work in harmony with your casings to finish and tie the room together. Baseboards are usually thinner than the casing.
- 3 BUILD-UPS:** Combining two or more moulding profiles to create a new or custom look. Also called stacking, build-ups make it easy to create the look of custom made trimwork without the high cost.
- 4 CASINGS:** Casings define the overall character of a room and are often the most visible part of the trim. They are used primarily to cover the gap between drywall and the door or window frame. Casings are generally thicker than the base mouldings.
- 5 CROWNS:** Crowns are placed along the wall at the ceiling. They come in a wide range of patterns and sizes. Crowns soften the transition from wall to ceiling while adding a distinctive look and charm to your room.

- 6 FINISH BOARDS:** Finish Boards come in either S4S (Surfaced 4 Sides) or S3S (Surfaced 3 Sides) and are used for a multitude of purposes including shelving, window liner, bases, casing, etc.
- 7 PANEL MOULDS:** Panel Moulds are used to frame wall paneling and add an accent to your walls. Often used in furniture construction.
- 8 RAKE MOULD:** Rakes are often used as crowns. In fact, they are sometimes called "solid crowns".
- 9 WAINSCOT:** Trimwork installed in the area below a chair rail. Numerous options are available including raised panel, shadow box and beaded. Combined with a chair rail and baseboard, Wainscoting creates a dramatic look to any room.
- 10 WINDOW STOOL:** Also called window sill, a Window Stool is the surface installed below the sash of a window. Trim installed under window stool creates a distinctive look and adds a decorative touch.

Classic Elegance

Trademarks of detailed woodwork and graceful lines, combined with classic styling, create a calm and comfortable décor that exudes timeless elegance.




Casing
BA1889B
23/32" x 3 1/2"
TR2233
7/8" x 1 5/16"

Baseboard
BA1569
19/32" x 2 3/4"
BA15124
19/32" x 4 7/8"



Shelf Combo
BA38152 2E1263
1 1/2" x 6 1/32" 1/2" x 2 1/2"
C01717
11/16" x 11/16"



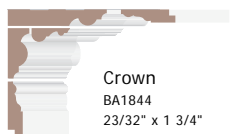
Panel Moulding
TR1543
1/2" x 4 1/8"



Chair Rail
TR1444
9/16" x 1 3/4"



Panel Moulding
TR1543
19/32" x 1 11/16"
TR0840
5/16" x 1 19/32"

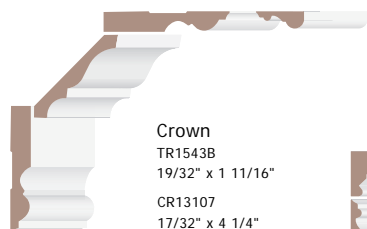


Crown
BA1844
23/32" x 1 3/4"
TR1844
23/32" x 1 3/4"
TR1543
19/32" x 1 11/16"
TR1451
9/16" x 2"



Victorian Heritage


Antique-inspired, luxurious details create a romantic atmosphere, seamlessly enhancing the home's architectural beauty with timeless charm.



Crown
TR1543B
19/32" x 1 11/16"
CR13107
17/32" x 4 1/4"
BA15124
19/32" x 4 7/8"



Casing
BA1889D
23/32" x 3 1/2"
TR1543B
19/32" x 1 11/16"
2E12136
1/2" x 5 3/8"



Chair Rail
TR1835
23/32" x 1 3/8"
TR1543B
19/32" x 1 11/16"



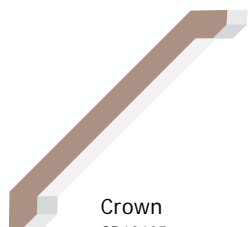
Paneling
TR1835
23/32" x 1 3/8"

Baseboard
TR1455
9/16" x 2 3/16"
BA0998
3/8" x 3 7/8"
OR1218
1/2" x 3/4"




Transitional Harmony

Blending elements from various styles, this approach offers endless possibilities for design versatility and creativity.



Crown
CR12105
1/2" x 4 1/8"



Casing
BA2884
1 1/8" x 3 5/16"



Baseboard
BA0998
3/8" x 3 7/8"



Baseshoe
TR0935D
3/8" x 1 3/8"




Floor & Wall

At Floor & Wall, our products combine durability with stylish design, creating a seamless and fashionable finish that elevates any space.



- 1 Crown
CR13107
17/32" x 4 1/4"
- 2 Casing
BA2884
1 1/8" x 3 5/16"
- 3 Baseboard
BA0999
3/8" x 3 29/32"



- 1 Chair Rail
TR0840
5/16" x 1 19/32"
- 2 Space
- 3 Baseboard
BA1844
23/32" x 1 3/4"
- 4 Baseshoe
TR1844
23/32" x 1 3/4"



- 1 Baseboard
BA0998
3/8" x 3 7/8"
- 2 Baseshoe
QR1218
1/2" x 3/4"




- 1 Crown
CR13107
17/32" x 4 1/4"
- 2 Baseboard
BA0999
3/8" x 3 29/32"
- 3 Casing
BA1564
19/32" x 2 1/2"

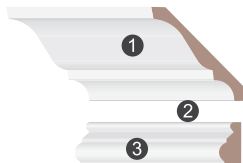


Ceiling & Wall


At Ceiling & Wall, our products seamlessly combine durability and elegance, delivering high-quality finishes that enhance both ceilings and walls.



- 1 Crown
TR1844
23/32" x 1 3/4"
- 2 SPACE
- 3 Chair Rail
TR0840
5/16" x 1 19/32"



- 1 Crown
CR13107
17/32" x 4 1/4"
- 2 SPACE
- 3 Chair Rail
TR1835
23/32" x 1 3/8"

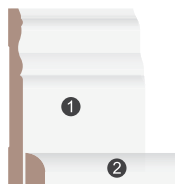


- 1 Crown
CR13107
17/32" x 4 1/4"
- 2 Wall Trim
TR1844
23/32" x 1 3/4"



Shoe Moulding

We offer expertly crafted shoe mouldings that provide a smooth, rounded finish, adding elegance and durability to any space.



- 1 Baseboard
BA0998
3/8" x 3 7/8"

- 2 Base Shoe
QR1218
1/2" x 3/4"



- 1 Baseboard
BA1889D
23/32" x 3 1/2"

- 2 Base Shoe
QR1218C
1/2" x 3/4"



- 1 Half Round
HR0917
1 1/32" x 1 1/16"

- 2 Space


- 3 Baseboard
BA12121
1/2" x 4 3/4"

- 4 Quarter Round
QR1212
1/2" x 1/2"




Multi-Purpose

At Multi-Purpose, our versatile mouldings are designed to suit a variety of applications, offering both style and functionality to enhance any space.



- 1 Cap
TR1328
17/32" x 1 1/8"
- 2 Wainscot
WA18240
23/32" x 9 15/32"



- 1 S4S Board
4S17140
21/32" x 5 1/2"
- 2 E2E Board
2E1738B
11/16" x 1 1/2"



Enhance your decor with wall panels!



Wainscot Pack

Elevate your space with our Wainscot Pack, a curated collection of diverse moldings designed to create elegant and cohesive wainscoting.

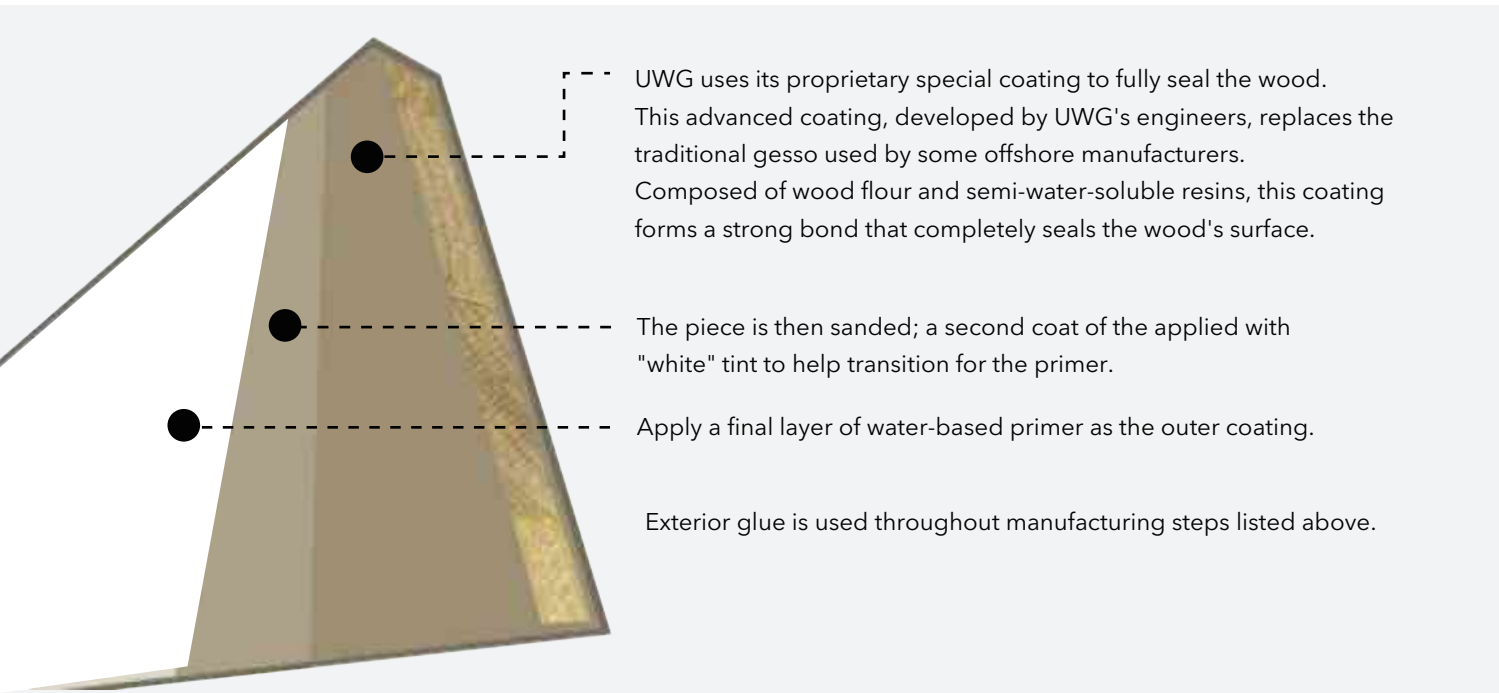
Each pack brings together meticulously crafted pieces that add a touch of sophistication to your walls.

Whether you seek a bold statement or subtle elegance, our Wainscot Pack offers a versatile solution to meet your design needs.




S4S Board

- S4S (Surfaced Four Sides) moulding is machined to have a perfectly smooth surface on all sides, ensuring a clean and polished look.
- S4S moulding is typically pre-coated with a protective finish, like a water-based primer or UV coating, for added durability and a ready-to-paint surface.
- S4S moulding can be easily painted or stained to achieve the desired color and finish, offering added protection and customization.
- S4S moulding is typically made from high-quality wood, such as pine, oak, or other hardwoods, known for their durability and aesthetic qualities.
- The wood is precisely cut and planed to uniform dimensions, ensuring consistency in every piece.



Versatile Trim Solution

It is suitable for a wide range of applications, including trim, casing, baseboards, and other decorative purposes. The even finish adds a refined, professional appearance to any project, enhancing the overall aesthetic.



Shilaps

- Natural Wood Shiplap
- Sleek Finished Shiplap
- Rustic Collection Shiplap
- Charred Wood Shiplap



Natural Wood Shiplap

Experience the natural elegance of our Wood Shiplap. Each piece showcases the wood's grain with a refined brush finish, and with optional thermal treatment, these panels are durable enough for exterior use. Enhance your outdoor space with the organic beauty of our shiplap.

Optional Styles



SHILAPS

Sleek Finished Shiplap

Introducing our Sleek Finished Shiplap, designed for refined sophistication. With a smooth paint finish that hides the wood's texture, it offers a polished, elegant look. Ideal for enhancing interiors, this shiplap serves as a versatile canvas for your style, adding subtle elegance to any design.

Optional Styles



FARMHOUSE
WHITE



PRIMED



GRANITE
GRAY



CAVALRY
BLUE



MIDNIGHT
BLACK



Rustic Collection Shiplap

Rustic Collection Shiplap celebrating natural beauty and timeless charm. With an authentic rustic finish, it highlights the wood's natural textures and imperfections, creating a warm and inviting atmosphere. Each panel is crafted to showcase unique characteristics, offering a cozy, rugged elegance that fits a range of design styles.

Optional Styles



SHILAPS

Charred Wood Shiplap

Introducing our Charred Wood Shiplap, designed to make a bold statement. The charred surface accentuates the wood's grain and texture, creating a striking, textured appearance. Ideal for adding dramatic flair and individuality to any space.

Optional Styles



Stair & Millworks

Elevate your home with our Stair & Millwork collection. Expertly crafted for both style and durability, our stair components and millwork accents add elegance and character to any space. With a focus on quality and precision, each piece enhances your interiors, creating a lasting impression of timeless beauty.



