

# BUILT TO ELEVATE

Design and Construction Guide



  
RESIDENTIAL  
ELEVATORS

Elevating Your Standard of Living



# REASONS TO INSTALL A HOME ELEVATOR

Thank you for considering Residential Elevators for your next project. Our goal, quite simply, is to provide builders and architects with the highest quality home elevators on the market. A home elevator:

- Allows owners to age in place and live in their beloved homes longer
- Offers convenience for all ages, whether carrying groceries, luggage, or furniture
- Becomes a necessity, rather than a mere amenity, if mobility becomes a challenge for any reason
- Adds luxury and future value to a house
- Attracts a wider pool of potential buyers and commands a higher price

Even if you think your homeowners may not want an elevator now, consider designing your project for one to be installed in the future. The required footprint is often no larger than a well-placed closet. By stacking closets during the design phase, it will be easier and less expensive than retrofitting an elevator into an existing home later.

Residential Elevators has installed thousands of elevators across America – made possible by nearly 300 passionate employees and certified service professionals around the country. Whether you need elevators for a single home or a complete community, Residential Elevators has the skill and resources to handle projects of any scale. We are ready to help you with your next development.

# OUR DIFFERENCE

Residential Elevators is the premier home elevator company for America's most discerning builders and architects who want to add value to their next multi-story community or luxury home development. Our custom-crafted, state-of-the-art elevators lift lifestyles to new heights, offering newfound access and convenience through quality, value, and service.



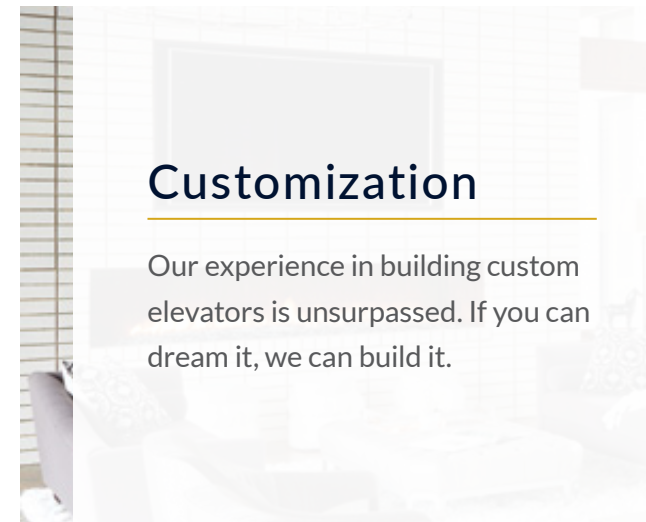
## Made in the USA

Family-owned and operated for three decades, we produce the highest quality custom elevators, manufactured and assembled in the USA in our factories by our employees.



## Scalability

Whether you need elevators for a single home or a complete community, Residential Elevators has the skill and resources to handle projects of any scale.



## Customization

Our experience in building custom elevators is unsurpassed. If you can dream it, we can build it.



## Control

Residential Elevators is the only company of its kind that manufactures, ships, installs, AND services its elevators nationwide. We project-manage every aspect of the home elevator journey — from design and craftsmanship to installation, service, and warranty.

**With Residential Elevators' total control of the supply chain, we hold ourselves accountable during each step of the process, guaranteeing the highest quality experience and products for your project.**

# WHEN TO SELECT TRACTION VS HYDRAULIC

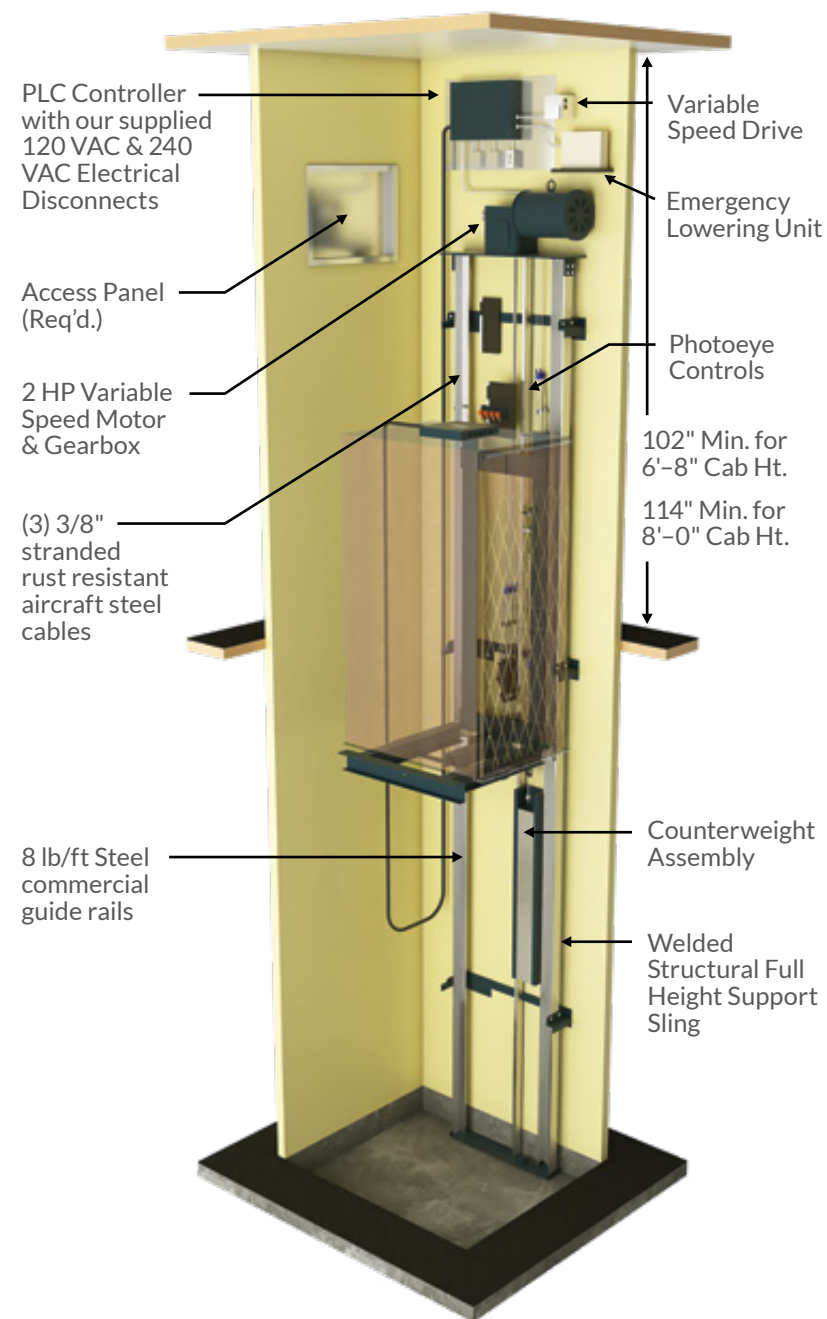
## Traction Systems

Traction elevators come from the commercial elevator industry, operating with a system of counterweights, steel cables, and a sheave. Here at Residential Elevators, we are the only manufacturer in the home elevator industry to utilize a true traction operating system resulting in a trusted, reliable product that is guaranteed to last for years.

While most home elevator manufacturers use a chain and sprocket system, a sheave creates a much smoother, quieter ride. Traction elevators are referred to as “machine room-less” or “MRL” elevators, as the mechanical equipment is installed above the elevator in the hoistway. They are more environmentally-friendly than other systems, as no hydraulic fluid is required for operation.

### WHEN TO SELECT TRACTION:

- When building coastal properties, as the equipment is located out of the floodplain
- When you have the overhead in your construction plans to include room for equipment above the home elevator

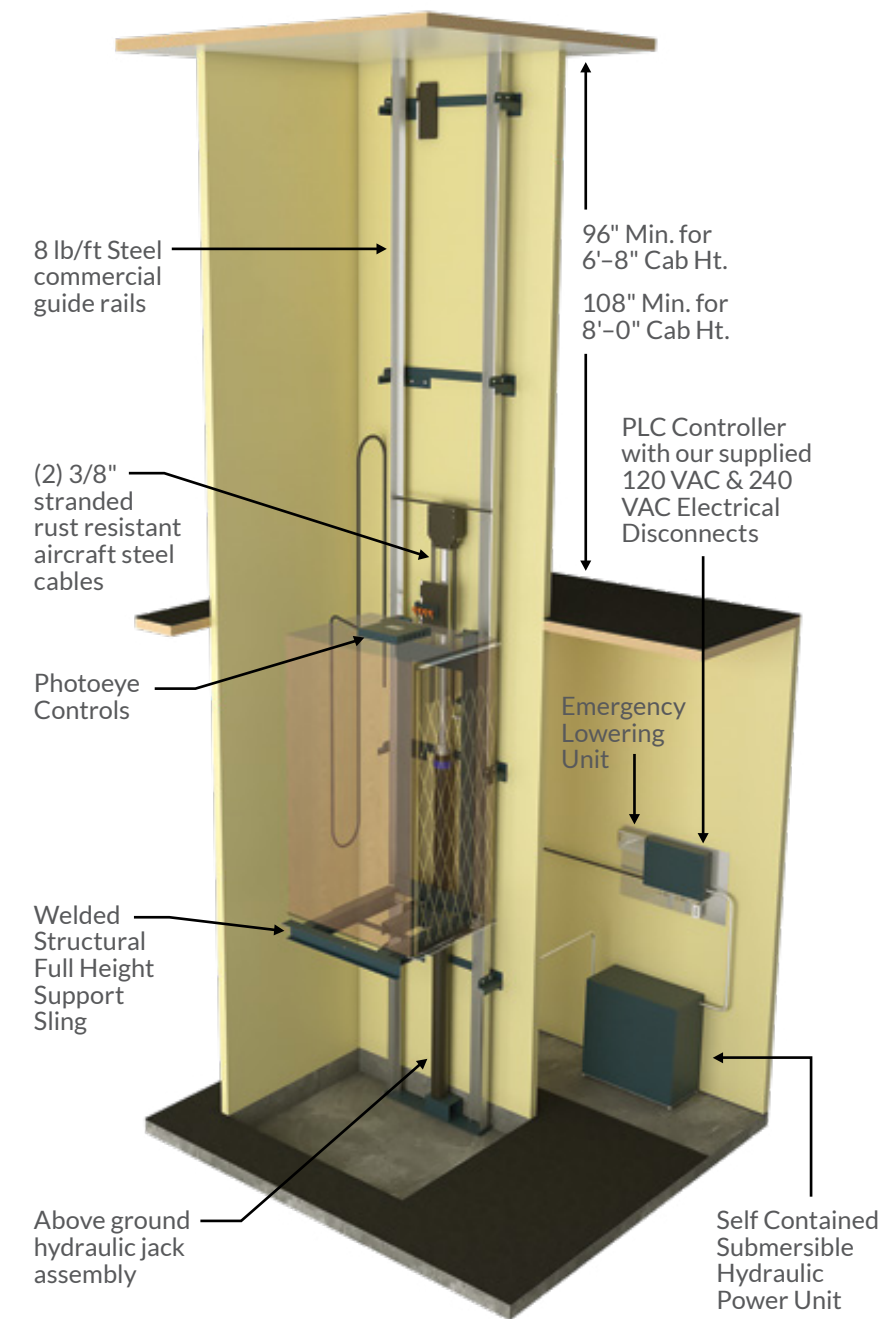


## Hydraulic Systems

Hydraulic operating systems are renowned for their quiet, smooth ride. While these products require an extra machine room, less overhead is needed, making it the perfect elevator for homes with less available overhead.

### WHEN TO SELECT HYDRAULIC:

- When additional overhead isn't available
- When a house has a larger footprint, with space for a machine room




# FEATURES AND SELECTIONS

Regardless of whether you select a traction or hydraulic elevator for your project, we offer an array of standard features and optional selections.


## Standard

- Custom measured and fit to your hoistway (up to 15 sq.ft. inside usable space)
- One (1) year limited warranty
- 950 lb. capacity
- Auto lowering emergency system
- Travel up to 50 ft.
- Travel speed of 40 ft. per minute
- Sturdy 3/4" seven-ply cab walls
- Legacy scissor gate
- Standard interior cab color choices
- Pre-finished Maple or Oak
- Solid matching wood handrail
- Recessed lighting
- Integrated car operating panel with built-in phone and emergency light
- Meets or exceeds all ASME A17.1 National Codes for Elevator Safety



## Optional

- Variety of custom cabs, including stainless steel
- Woods other than Maple or Oak
- Custom stain
- Additional gates
- Custom scissor or accordion gate
- Oversize cab
- Cab height up to 8'-0"
- Observation glass panel inserts
- Mirror with hardwood trim
- Metal handrails
- Touch Screen Operating Panel
- Halogen downlights
- Keyed hall station
- Remote diagnostics and monitoring
- Auto homing / auto light timer
- REEL electronic door strikes
- Infrared light curtains for enhanced safety
- 750 lb. capacity (50'-0" max.), as necessary by code in certain areas




# YOUR DESIGN OUR QUALITY

Our wide range of cab styles and designs uses only the highest quality material, wood finishes, and fixtures. Every cab is custom-built with precision and beauty by our experienced craftsmen.

Because we make what you imagine, the possibilities are endless. Each step in the design process is guided by your choice of **wood species, handrails, light fixtures, gates, and finishes.**




Visit the Residential Elevators website and use our interactive Cab Builder to build an elevator that fits *your* taste and style.



**FINISHES SHOWN:**  
**Handrail:** Brushed Stainless 1/4" Flat  
**Wood Species:** Maple  
**Ceiling:** Single Incandescent Light  
**Fixtures:** Brushed Stainless

## Classic Series


Our top-selling cab model, the Classic series is simple, practical, and built to last with everything you need included.



**FINISHES SHOWN:**  
**Handrail:** Mirrored Stainless 1/4" Flat  
**Wood Species:** Sapele  
**Ceiling:** 4 LED Brushed Nickel Lights  
**Fixtures:** Mirrored Stainless

## Signature Series

The Signature series decorates homes with affordable elegance and timeless design, and easily fits with any home style.



**FINISHES SHOWN:**  
**Handrail:** Brushed Bronze 1-1/2" Tubular  
**Wood Species:** Walnut  
**Ceiling:** 4 LED Mirrored Brass Lights  
**Fixtures:** Brushed Bronze

## Vintage Series

Raised hardwood moulding provides a traditional look at an affordable price, giving this cab a tailored, Colonial feel.



**FINISHES SHOWN:**  
**Handrail:** Cherry  
**Wood Species:** Cherry  
**Ceiling:** 4 LED Brushed Nickel Lights  
**Fixtures:** Mirrored Stainless

## Estate Series

This high-end design is handcrafted to the last detail, with depth and beauty to satisfy the most discriminating tastes.



**FINISHES SHOWN:**  
**Handrail:** Black 1/4" Tubular  
**Wood Species:** Arch4 Mldg  
**Ceiling:** 4 LED Black Lights  
**Fixtures:** Black

## Reserve Series

A subtle arched design provides a curved symmetrical look that can be easily complimented with raised moulding to add depth and boldness.



**FINISHES SHOWN:**  
**Handrail:** Brushed Stainless 1/4" Flat  
**Wood Species:** Shaker Cab  
**Ceiling:** 4 LED Brushed Nickel Lights  
**Fixtures:** Brushed Stainless

## Shaker Series

Clean lines and simplistic design are what you can expect with one of our most popular series—perfect for a cottage or coastal look.

WITH YOU  
EVERY STEP



## OF THE WAY

Whether you are building a luxury home or spec dream home, or designing a community of townhomes, preparing for and installing a home elevator can be a complex process, particularly for new builders. Residential Elevators' experienced sales reps and project managers provide expert consultation to help you navigate the entire process from start to finish, from specification to framing, installation to inspection. Our goal is to make the home elevator installation process as simple and efficient as possible – and that includes manufacturing a cab that fits your specific hoistway measurements.

Throughout your project, your manufacturers' representative who serves as your personal project manager will conduct multiple visits to your jobsite, working with subcontractors to ensure that any "work done by others" is accurate and precise, for a smooth, trouble-free installation.

Lastly, our manufacturers' representatives also conduct an on-site "Homeowner Walk-Through" with every customer, ensuring that homeowners understand the features, benefits, and safety controls we build into every elevator.





**Elevator Instructions**  
To use this elevator, both the door and the elevator must be closed. To use the elevator, the emergency stop button must be pressed. Thank you.

Shaker Series, White finish with Brushed Stainless accessories





Elevating Your Standard of Living

Residential Elevators  
800.832.2004  
[Sales@ResidentialElevators.com](mailto:Sales@ResidentialElevators.com)  
[ResidentialElevators.com](http://ResidentialElevators.com)