

CRAFT + MAIN[®]





CONTENTS

- 04 JETCOAT® Shower Wall System
- 20 Glass Shelves
- 22 Shower Bases
- 34 Shower + Tub Doors
- 70 Warranties + Customer Service

SHOWN ABOVE

Door / Lagoon® 5/16" Roller Slow Close Shower Door with Clear Glass in Silver Finish / LGRISC6074-CL-SV
Walls / JETCOAT® 60" W x 36" D x 78" H 5-Panel Shower Wall System in Vertical White Subway Finish / GFS603678-VWS
Base / 60" x 36" x 2-5/8" H Rectangle Shower Base with Left Drain in White Finish / 6036L-W

FRONT COVER

Door / Marina® 3/8" Frameless Hinge Shower Door & Inline Panel with Clear Glass in Matte Black Finish / MRHG6074-CL-MB
Walls / JETCOAT® 60" W x 36" D x 78" H 5-Panel Shower Wall System in Cortona® Finish / GFS603678-CO
Base / 60" x 36" x 2-5/8" H Rectangle Shower Base with Right Drain in White Finish / 6036R-W



CRAFTING YOUR SHOWER DREAMS INTO REALITY

Craft + Main® invites you to experience craftsmanship that will surpass boundaries. With over 37 years in the industry, Craft + Main® creates functional, stylish and innovative pieces that unleash dream bathrooms into real life.

Going beyond our product offerings, we strive to enhance lifestyles and transform everyday routines. Our area of expertise lies in curating exceptional products designed to assist people in preparing for life's unforgettable moments.

Explore almost everything you'll need to create the most beautiful Shower (or bathtub). From JETCOAT® Shower Walls and shelves, to shower doors and bases, discover our magnificent options right here at your fingertips.

CRAFT®
+ MAIN

JETCOAT®
SHOWER WALL SYSTEM

JETCOAT®

SHOWER WALL SYSTEM


THE LEADING GROUT-FREE SHOWER REMODELING SOLUTION

JETCOAT® Shower Wall System provides the look of real tile, without the mess and maintenance of traditional, time-consuming tile. It only takes a few hours to measure, cut and adhere to the wall, which makes this a perfect DIY project for most. Just 24 hours later, the walls will be cured and ready for use. Available in multiple sizes and stylish finishes, JETCOAT® is the quickest, easiest, and most affordable way to remodel a shower or bathtub.

PATENTED INTER-LOCK TECHNOLOGY SYSTEM



MULTIPLE PROTECTIVE UV LAYERS





JETCOAT®
SHOWER WALL SYSTEM



SCAN TO WATCH
INSTALLATION
VIDEO



TRANSFORM A SHOWER IN HOURS

IT'S AS EASY AS 1,2,3!



1

**Measure
Your Space**



2

**Trim to Fit
Shower or Tub**



3

**Attach With
Adhesive & Tape**

THE JETCOAT® ADVANTAGES



**Waterproof and Highly-Resistant
to Impact and Chemicals**



**A Grout-Free Solution Allows You to Have
The Look of Tile Without Messy Clean-Up**



**Walls Can be Cut to Fit Around a
Shower or Bathtub Configuration**



**Side Panels are Designed with a Beveled
Edge to Provide a Clean Outer Edge Finish**



**Walls Can be Installed Over
Waterproof Backer Board or Tile**



**Backed by a 10-Year Residential
and 2-Year Commercial Warranty**



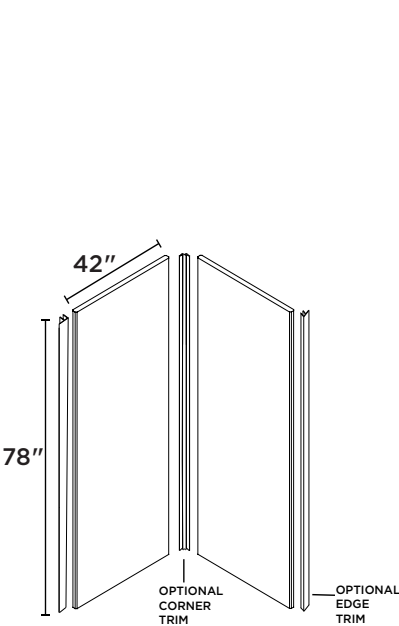
**6+ Layers of Environmentally
Friendly Water-Based UV Coating**



**70% Natural Marble Powder and
30% High Molecular Raw Material**

OVERVIEW

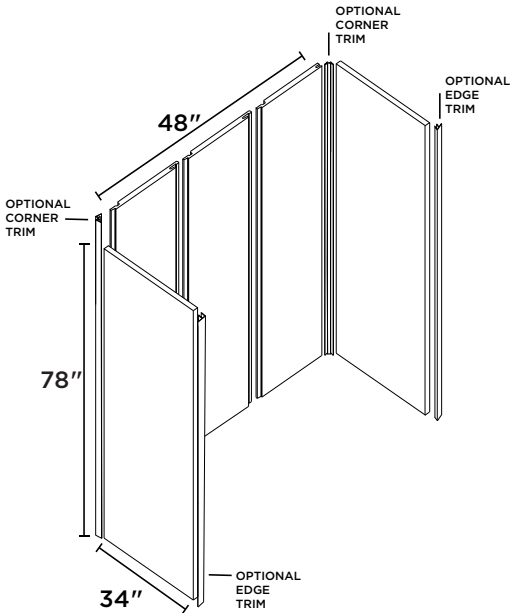

4 SIZES / 10 FINISHES



42" Neo-Angle

42" W X 42" D X 78" H

2-Panels | 5 Finishes Available



48" Shower

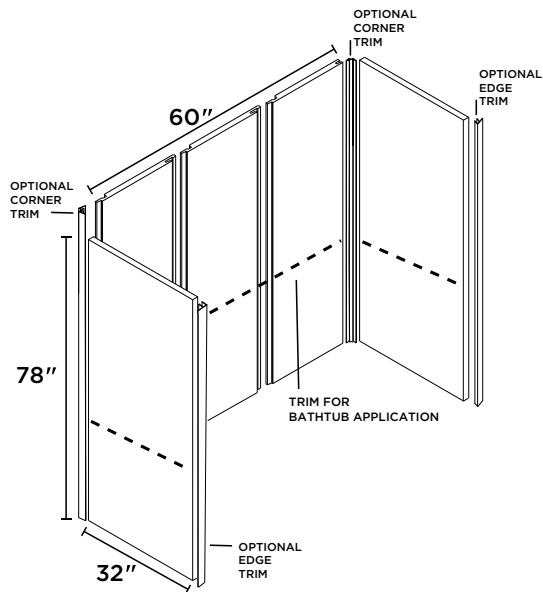
48" W X 34" D X 78" H

5-Panels | 6 Finishes Available



JETCOAT®

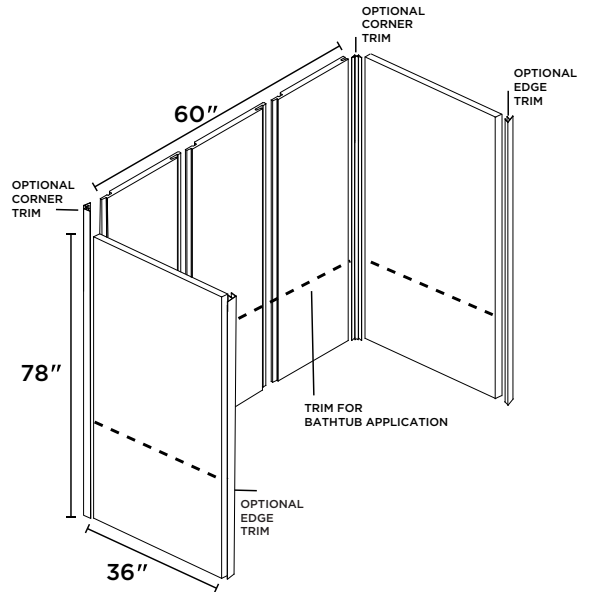

SHOWER WALL SYSTEM



60" X 32" Shower/Tub

60" W X 32" D X 78" H


5-Panels | 6 Finishes Available



60" X 36" Shower/Tub

60" W X 36" D X 78" H

5-Panels | 4 Finishes Available



PLEASE NOTE:

Cortona® + Tulipa® have Encaustic back panels and Vertical White Subway side panels. Optional edge and corner trim not included.

JETCOAT®

SHOWER WALL SYSTEM



JETCOAT® 42" W x 42" D x 78" H 2-Panel Shower Wall System in Shale Finish / GFS424278-SH

JETCOAT® 42" 2-Panel Shower Wall System

42" W X 42" D X 78" H

HIGHLIGHTS

- 2-Panel Shower Wall Kit with 2 Optional Edge Trim Pieces and 1 Optional Corner Trim Piece included.
- Waterproof and stress-free installation
- Fire retardant, and high resistance to impact and chemicals.
- Can be installed over waterproof backer board or existing tile.
- Grout-Free Solution provides the look of tile, without the mess of installing or the cleaning of traditional tile.
- Constructed of SPC Rigid Core board.
- Side panels are designed with a beveled edge, which provides a clean finish to the outer edges.
- Backed by a 10-Year Residential and a 2-Year Commercial Warranty.

5 FINISHES AVAILABLE



SLATE
(SL)




QUARRY
(QU)



DRIFTWOOD
(DR)



SHALE
(SH)



CARRARA WHITE
(CW)

JETCOAT®

SHOWER WALL SYSTEM



JETCOAT® 48" W x 34" D x 78" H 5-Panel Shower Wall System in Carrara White Finish / GFS483478-CW

JETCOAT® 48" 5-Panel Shower Wall System

48" W X 34" D X 78" H

HIGHLIGHTS

- 5-Panel Shower Wall Kit with 2 Optional Edge Trim Pieces and 2 Optional Corner Trim Pieces included.
- Inter-Lock Technology System constructed with tongue and groove panels that easily lock together for a waterproof and stress-free installation.
- Fire retardant, and high resistance to impact and chemicals.
- Can be installed over waterproof backer board or existing tile.
- Grout-Free Solution provides the look of tile, without the mess of installing or the cleaning of traditional tile.
- Constructed of SPC Rigid Core board.
- Side panels are designed with a beveled edge, which provides a clean finish to the outer edges.
- Backed by a 10-Year Residential and a 2-Year Commercial Warranty.

6 FINISHES AVAILABLE



SLATE
(SL)



QUARRY
(QU)



DRIFTWOOD
(DR)



SHALE
(SH)



CARRARA WHITE
(CW)



WHITE SUBWAY
(WS)

JETCOAT®

SHOWER WALL SYSTEM



JETCOAT® 60" W x 32" D x 78" H 5-Panel Shower Wall System in Slate Finish / GFS603278-SL

JETCOAT® 60" x 32" 5-Panel Shower Wall System

60" W X 32" D X 78" H

HIGHLIGHTS

- 5-Panel Shower Wall Kit with 2 Optional Edge Trim Pieces and 2 Optional Corner Trim Pieces included.
- Inter-Lock Technology System constructed with tongue and groove panels that easily lock together for a waterproof and stress-free installation.
- Fire retardant, and high resistance to impact and chemicals.
- Can be installed over waterproof backer board or existing tile.
- Grout-Free Solution provides the look of tile, without the mess of installing or the cleaning of traditional tile.
- Constructed of SPC Rigid Core board.
- Walls can be cut to fit shower or bathtub.
- Side panels are designed with a beveled edge, which provides a clean finish to the outer edges.
- Backed by a 10-Year Residential and a 2-Year Commercial Warranty.

6 FINISHES AVAILABLE



SLATE
(SL)



QUARRY
(QU)



DRIFTWOOD
(DR)



SHALE
(SH)



CARRARA WHITE
(CW)



WHITE SUBWAY
(WS)

JETCOAT®

SHOWER WALL SYSTEM



JETCOAT® 60" W x 36" D x 78" H 5-Panel Shower Wall System in Polished Grey Marble Finish / GFS603678-PGM

JETCOAT® 60" x 36" 5-Panel Shower Wall System

60" W X 36" D X 78" H

HIGHLIGHTS

- 5-Panel Shower Wall Kit with 2 Optional Edge Trim Pieces. 2 Optional Corner Trim Pieces included with Vertical White Subway and Polished Grey Marble.
- Inter-Lock Technology System constructed with tongue and groove panels that easily lock together for a waterproof and stress-free installation.
- Fire retardant, and high resistance to impact and chemicals.
- Can be installed over waterproof backer board or existing tile.
- Grout-Free Solution provides the look of tile, without the mess of installing or the cleaning of traditional tile.
- Constructed of SPC Rigid Core board.
- Walls can be cut to fit shower or bathtub.
- Side panels are designed with a beveled edge, which provides a clean finish to the outer edges.
- Backed by a 10-Year Residential and a 2-Year Commercial Warranty.

4 FINISHES AVAILABLE



VERTICAL
WHITE SUBWAY
(VWS)



POLISHED
GREY MARBLE
(PGM)



TULIPA®
(TU)



CORTONA®
(CO)

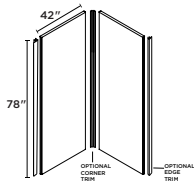
PLEASE NOTE:

Cortona® + Tulipa® have Encaustic back panels and Vertical White Subway side panels. Optional edge and corner trim not included.

JETCOAT®

SHOWER WALL SYSTEM

42" W NEO-ANGLE



FITS OPENING

42" W x 42" D x 78" H
 42" W x 42" D x 78" H
 42" W x 42" D x 78" H
 42" W x 42" D x 78" H
 42" W x 42" D x 78" H

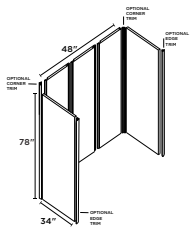
MODEL NUMBER

GFS424278-SL
 GFS424278-QU
 GFS424278-DR
 GFS424278-SH
 GFS424278-CW

FINISH

Slate
 Quarry
 Driftwood
 Shale
 Carrara White

48" W SHOWER



FITS OPENING

48" W x 34" D x 78" H
 48" W x 34" D x 78" H
 48" W x 34" D x 78" H
 48" W x 34" D x 78" H
 48" W x 34" D x 78" H
 48" W x 34" D x 78" H

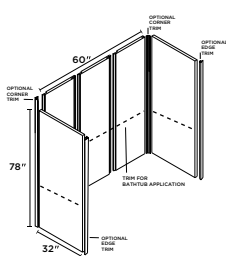
MODEL NUMBER

GFS483478-SL
 GFS483478-QU
 GFS483478-DR
 GFS483478-SH
 GFS483478-CW
 GFS483478-WS

FINISH

Slate
 Quarry
 Driftwood
 Shale
 Carrara White
 White Subway

60" W SHOWER/BATH



FITS OPENING

60" W x 32" D x 78" H
 60" W x 32" D x 78" H
 60" W x 32" D x 78" H
 60" W x 32" D x 78" H
 60" W x 32" D x 78" H
 60" W x 32" D x 78" H

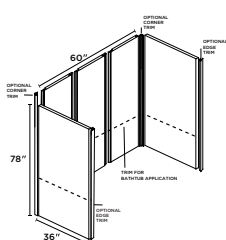
MODEL NUMBER

GFS603278-SL
 GFS603278-QU
 GFS603278-DR
 GFS603278-SH
 GFS603278-CW
 GFS603278-WS

FINISH

Slate
 Quarry
 Driftwood
 Shale
 Carrara White
 White Subway

60" W SHOWER/BATH



FITS OPENING

60" W x 36" D x 78" H
 60" W x 36" D x 78" H
 60" W x 36" D x 78" H
 60" W x 36" D x 78" H

MODEL NUMBER

GFS603678-VWS
 GFS603678-PGM
 GFS603678-CO
 GFS603678-TU

FINISH

Vertical White Subway
 Polished Grey Marble
 Cortona®
 Tulipa®

JETCOAT®

SHOWER WALL SYSTEM



JETCOAT® 60" W x 36" D x 78" H 5-Panel Shower Wall System in Vertical White Subway Finish / GFS603678-VWS



Shower + Bath Glass Shelf Accessories

FINISHES



Silver
(SV)



Brushed
Nickel
(BN)



Matte
Black
(MB)

GLASS



Clear Glass
(CL)

OPTIONS



Corner



Rectangle

Shower + Bath Glass Shelf Accessories

FEATURES

- Rectangle or Corner Shelves
- 3/8" Tempered Safety Glass with Beveled Edges
- Includes 2 Brass Wall Mounting Brackets in Silver, Brushed Nickel, or Matte Black Finish
- Includes 4 Screws to Install Brackets to the Wall or Surface
- Provides Additional Shower Storage
- Easy Installation; Over Existing Tile or JETCOAT® Shower Wall System

GLASS SHELF	DIMENSIONS	MODEL NUMBER	BRACKET FINISH
<i>3/8" Glass Corner Shelf</i>	10" W x 10" D x 3/8" H	GCS1010-SV	Silver
	10" W x 10" D x 3/8" H	GCS1010-BN	Brushed Nickel
	10" W x 10" D x 3/8" H	GCS1010-MB	Matte Black
<i>3/8" Glass Rectangle Shelf</i>	15" W x 5" D x 3/8" H	GCS0515-SV	Silver
	15" W x 5" D x 3/8" H	GCS0515-BN	Brushed Nickel
	15" W x 5" D x 3/8" H	GCS0515-MB	Matte Black

Understanding Craft + Main® Product Codes

Example: Corner Glass Shelf with Matte Black Bracket (GCS1010-MB)

GCS 1010 MB

COLLECTION

DIMENSIONS

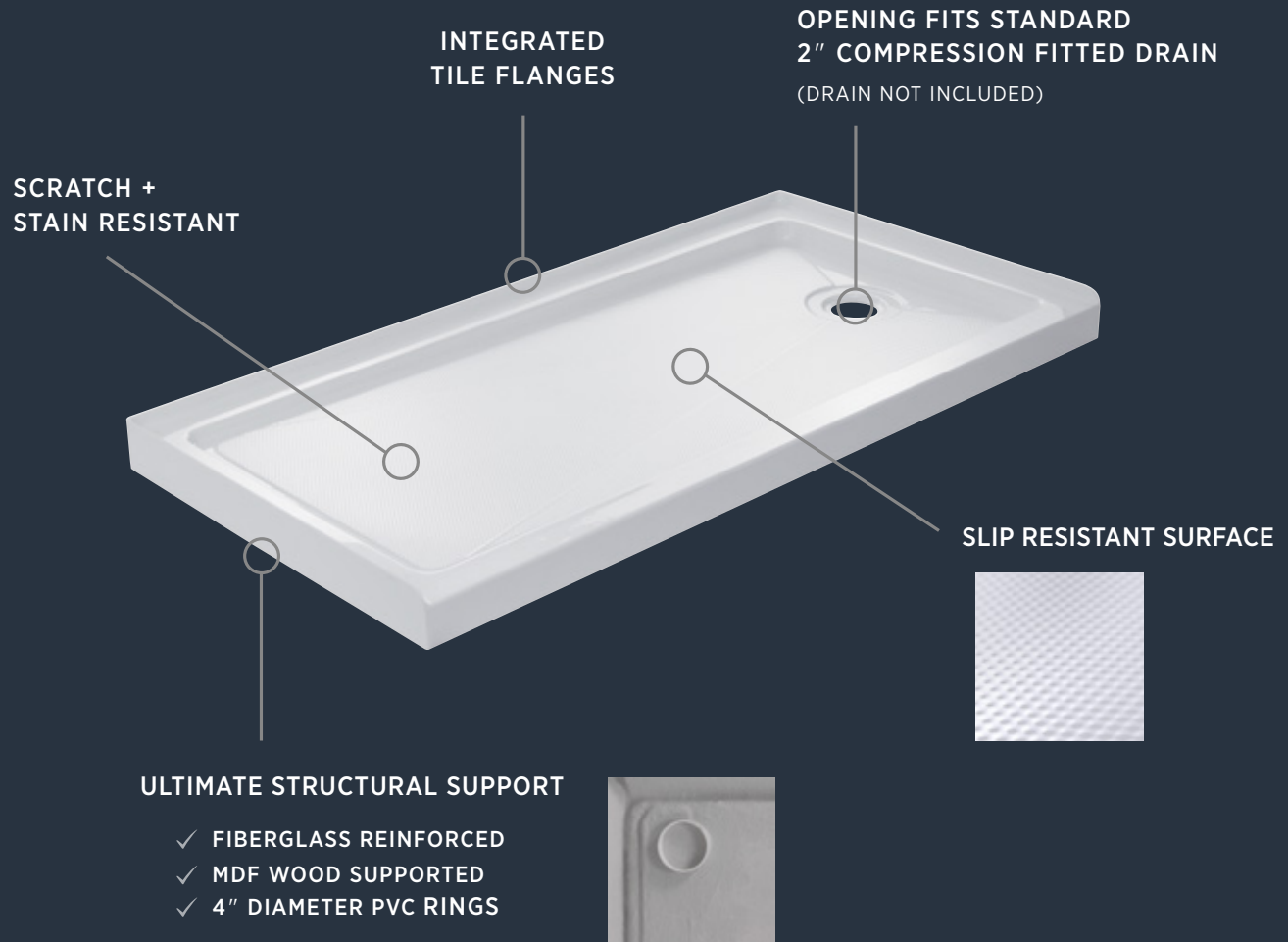
FINISH

GCS = Glass

10" W x 10" D

MB = Matte Black

SHOWER BASES

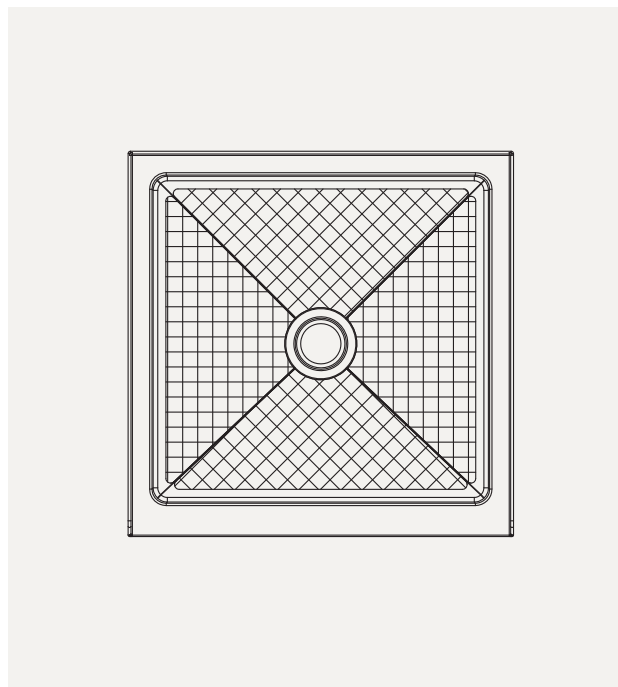
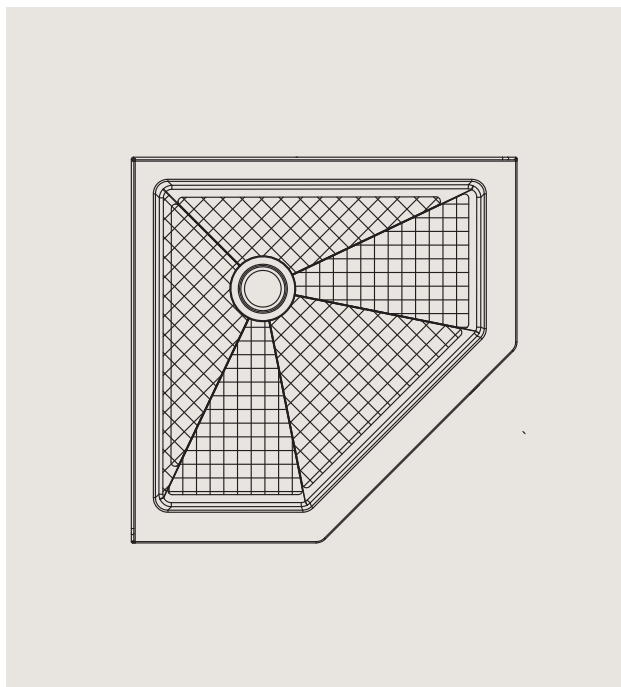


Designed To Fit Your Needs

Our high-gloss, white acrylic construction not only adds a touch of elegance, but also ensures effortless cleaning while resisting scratches and stains. With a low, easy-to-step over threshold base and a slip-resistant floor, safety is never compromised. Rest assured, Craft + Main® shower bases meet ANSI and CSA standards to guarantee quality and reliability.

OVERVIEW

SHOWER BASES



NEO-ANGLE



CENTER DRAIN

SIZES

36" x 36"
38" x 38"
42" x 42"

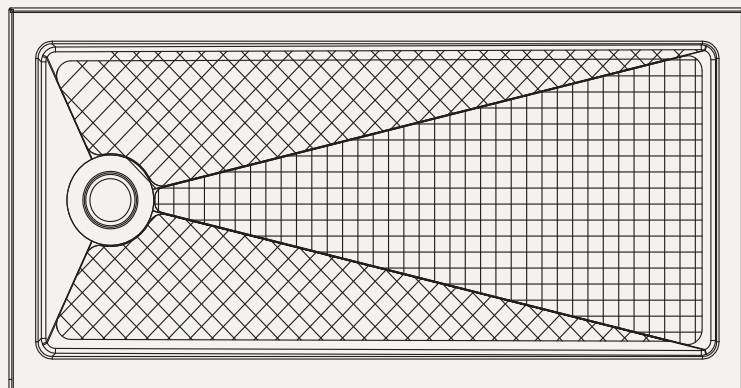
SQUARE



CENTER DRAIN

SIZES

32" x 32"
36" x 36"




RECTANGLE



CENTER DRAIN

SIZES

48" x 34"
48" x 36"
60" x 36"
64" x 36" 



RIGHT DRAIN

SIZES

60" x 30"
60" x 32"
60" x 36"



LEFT DRAIN

SIZES

60" x 30"
60" x 32"
60" x 36"



Neo-Angle Shower Bases

Neo-Angle Shower Bases

FEATURES

- High Gloss Acrylic Surface
- Bright White with Shine
- Easy to Clean
- Easy to Install for New Construction or Remodels
- Scratch + Stain Resistant
- Reinforced, Easy to Step Over Threshold
- Spacious Slip-Resistant Area
- Screw Flange Direct to Stud, No T-brace or Clips Required
- Covered with a Protective Film to Maintain Finish During Installation
- 5-Year Consumer, 2-Year Commercial Limited Warranty
- Meets ANSI and CSA Standards

SHOWER BASES	DIMENSIONS	MODEL NUMBER	DRAIN POSITION	FINISH
<i>Neo-Angle Bases</i>	36" x 36" x 2-5/8" H	3636NA-W	Center	White
	38" x 38" x 2-5/8" H	3838NA-W	Center	White
	42" x 42" x 2-5/8" H	4242NA-W	Center	White



36" x 36"



38" x 38"



42" x 42"



Square Shower Bases

Square Shower Bases

FEATURES

- High Gloss Acrylic Surface
- Bright White with Shine
- Easy to Clean
- Easy to Install for New Construction or Remodels
- Scratch + Stain Resistant
- Reinforced, Easy to Step Over Threshold
- Spacious Slip-Resistant Area
- Screw Flange Direct to Stud, No T-brace or Clips Required
- Covered with a Protective Film to Maintain Finish During Installation
- 5-Year Consumer, 2-Year Commercial Limited Warranty
- Meets ANSI and CSA Standards

SQUARE	DIMENSIONS	MODEL NUMBER	DRAIN POSITION	FINISH
<i>Shower Bases</i>	32" x 32" x 2-5/8" H	3232C-W	Center	White
	36" x 36" x 2-5/8" H	3636C-W	Center	White



32" x 32"



36" x 36"




Rectangle Shower Bases

Rectangle Shower Bases

FEATURES

- High Gloss Acrylic Surface
- Bright White with Shine
- Easy to Clean
- Easy to Install for New Construction or Remodels
- Scratch + Stain Resistant
- Reinforced, Easy to Step Over Threshold
- Spacious Slip-Resistant Area
- Screw Flange Direct to Stud, No T-brace or Clips Required
- Covered with a Protective Film to Maintain Finish During Installation
- 5-Year Consumer, 2-Year Commercial Limited Warranty
- Meets ANSI and CSA Standards

RECTANGLE	DIMENSIONS	MODEL NUMBER	DRAIN POSITION	FINISH
<i>Shower Bases</i>	48" x 34" x 2-5/8" H	4834C-W	Center	White
	48" x 36" x 2-5/8" H	4836C-W	Center	White
	60" x 30" x 2-5/8" H	6030R-W	Right	White
	60" x 30" x 2-5/8" H	6030L-W	Left	White
	60" x 32" x 2-5/8" H	6032R-W	Right	White
	60" x 32" x 2-5/8" H	6032L-W	Left	White
	60" x 36" x 2-5/8" H	6036R-W	Right	White
	60" x 36" x 2-5/8" H	6036L-W	Left	White
	60" x 36" x 2-5/8" H	6036C-W	Center	White
	64" x 36" x 3" H	6436C-W-BF	Center	White
 ADA Compliant				



48" x 34"



48" x 36"



60" x 30"



60" x 30"



64" x 36"



60" x 32"



60" x 32"



60" x 36"



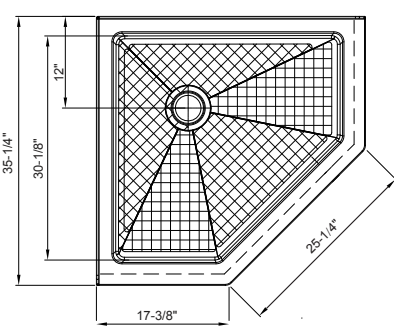
60" x 36"



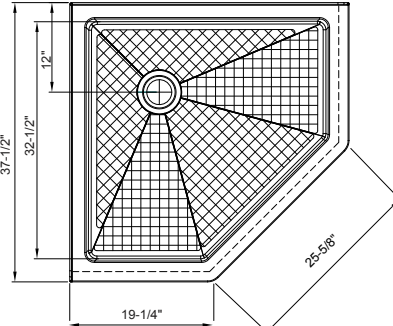
60" x 36"

Technical Specifications

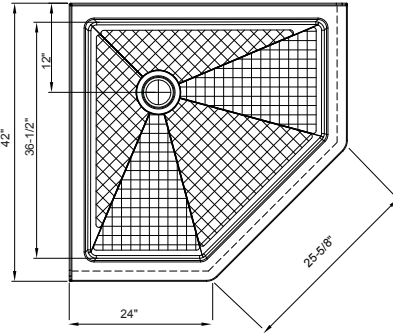
Neo-Angle



36" x 36" / 3636NA-W

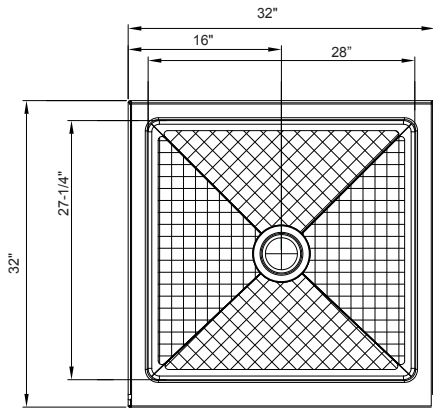


38" x 38" / 3838NA-W

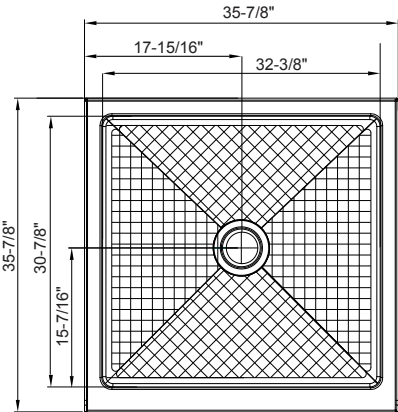


42" x 42" / 4242NA-W

Square

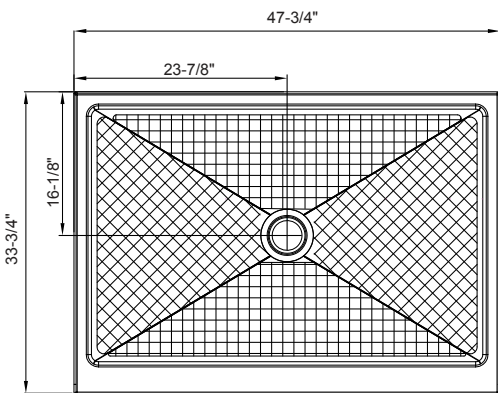


32" x 32" / 3232C-W

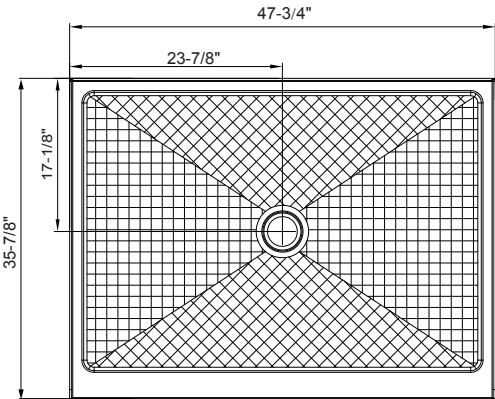


36" x 36" / 3636C-W

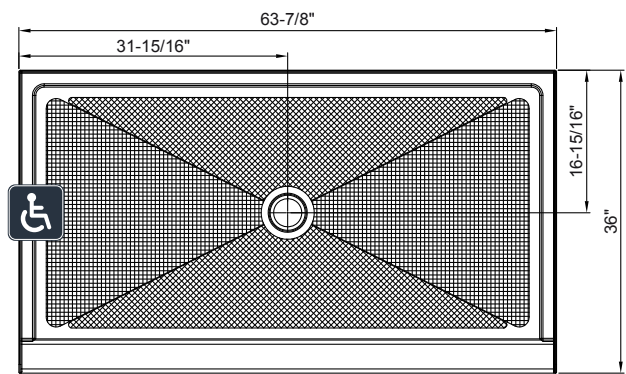
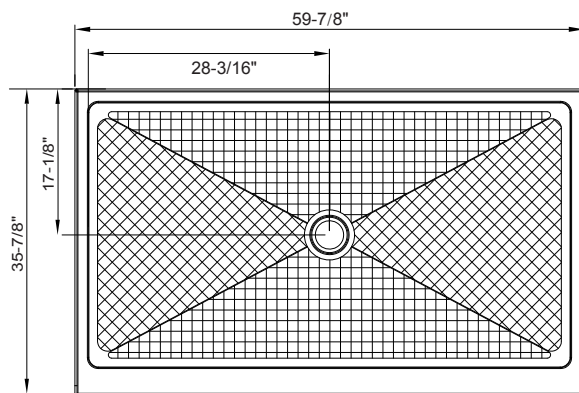
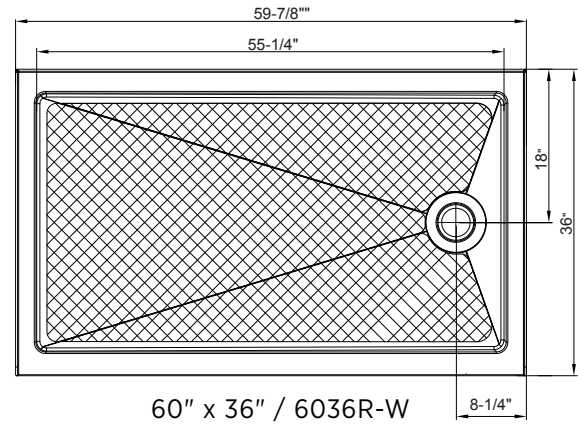
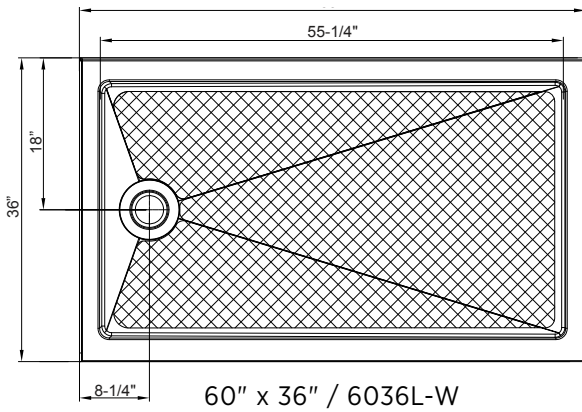
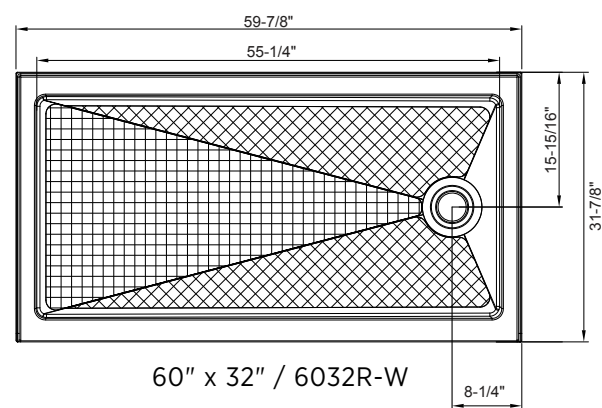
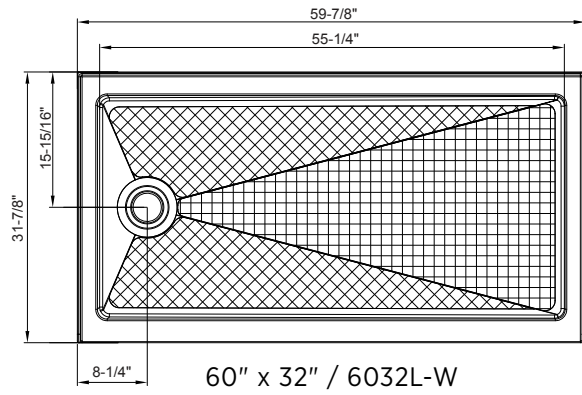
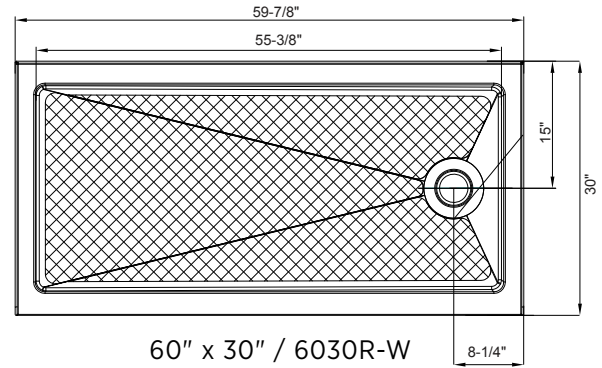
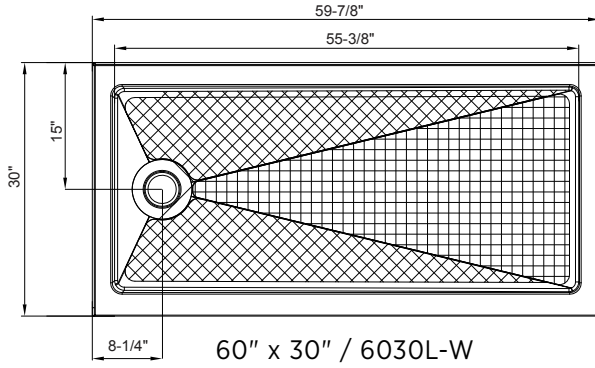
Rectangle



48" x 34" / 4834C-W



48" x 36" / 4836C-W



SHOWER + TUB DOORS



Enhance Your Daily Routine with Sleek + Functional Shower Doors

Craft + Main® offers a complete line of standard shower and tub doors, with superior quality and design. Explore our wide range of doors, including sliding, swing, and neo-angle options, each serving as a stunning focal point in any bathroom. Each door is available in various metal finishes and glass designs, ensuring there's a perfect match for your style and preference.

OVERVIEW

SHOWER DOORS

Marina® Collection

GLASS THICKNESS
3/8" Tempered Safety Glass



Marina®
3/8" Frameless Roller
Tub and Shower Doors
(MRRL)



Marina®
3/8" Frameless Hinge
Shower Door & Inline Panel
(MRHG)



Marina®
3/8" Frameless Hinge
Shower Door & Inline Panel
(MRHG)

METAL FINISH



Silver
Brushed
Nickel
(SV) (BN)

METAL FINISH



Silver
Brushed
Nickel
Matte
Black
(SV) (BN) (MB)

METAL FINISH



Matte
Black
(MB)

H2OFF®

WAMM® We All Make Mistakes®!

Lagoon® Collection

GLASS THICKNESS
5/16" Tempered Safety Glass




Lagoon®
5/16" Frameless Double
Roller Tub and Shower Doors
(LGDR)



Lagoon®
5/16" Roller Slow Close
Tub and Shower Doors
(LGRSLC)

METAL FINISH



Silver
Brushed
Nickel
Matte
Black
Gun Metal
Grey
(SV) (BN) (MB) (GMG)

METAL FINISH



Silver
Brushed
Nickel
Matte
Black
(SV) (BN) (MB)

H2OFF®

WAMM® We All Make Mistakes®!

H2OFF®

H2OFF® Clean Glass Technology is applied to the inside surface of the glass, which provides a water repellent and stain resistant coating for superior protection and easy maintenance. Included in Marina®, Lagoon® and Cove Collection tub and shower doors for no additional price.

WAMM® We All Make Mistakes®!

Cut the header just a bit too short?
It happens. We understand.

With our pledge to superior customer service, we offer **WAMM® We All Make Mistakes®!**, which applies to head rails, bottom tracks, and thresholds cut incorrectly.*

*Offer applies to a one time no-charge replacement per part per customer installation.

Cove Collection

GLASS THICKNESS
1/4" Tempered Safety Glass



Cove
Frameless S-Cut Sliding
Shower Doors
(CVSS-CS)

METAL FINISH



Brushed
Nickel
(BN)



Cove
Frameless Sliding
Shower Doors
(CVSS)

METAL FINISH



Silver
(SV)



Brushed
Nickel
(BN)



Matte
Black
(MB)



Cove
Frameless Sliding
Tub Doors
(CVST)

METAL FINISH



Silver
(SV)



Brushed
Nickel
(BN)



Matte
Black
(MB)



Cove
Pivot Shower
Door & Panel
(CVPD)

METAL FINISH



Silver
(SV)



Brushed
Nickel
(BN)



Matte
Black
(MB)



Cove
Pivot Swing
Shower Doors
(CVSW)

METAL FINISH



Silver
(SV)



Brushed
Nickel
(BN)



Cove
Frameless Neo-Angle
Shower Doors
(CVNA)

METAL FINISH



Silver
(SV)



Brushed
Nickel
(BN)



Matte
Black
(MB)

Tides Collection

GLASS THICKNESS
3/16" Tempered Safety Glass



Tides
Framed Sliding
Shower Doors
(TDSS)

METAL FINISH



Silver
(SV)



Brushed
Nickel
(BN)



Oil Rubbed
Bronze
(OR)



Tides
Framed Sliding
Tub Doors
(TDST)

METAL FINISH



Silver
(SV)



Brushed
Nickel
(BN)



Oil Rubbed
Bronze
(OR)



Tides
Framed Pivot Swing
Shower Doors
(TSDW)

METAL FINISH



Silver
(SV)



Brushed
Nickel
(BN)



Oil Rubbed
Bronze
(OR)



Tides
Framed Neo-Angle
Shower Doors
(TDNA)

METAL FINISH



Silver
(SV)



Brushed
Nickel
(BN)



Oil Rubbed
Bronze
(OR)



WAMM® We All Make Mistakes®!*

*WAMM® We All Make Mistakes®! is available on select Cove Doors. Reference each individual Shower Door Product Page for specifics.

WAMM® We All Make Mistakes®!*

*WAMM® We All Make Mistakes®! is available on select Tides Doors. Reference each individual Shower Door Product Page for specifics.



Marina® 3/8" Roller Tub and Shower Doors

FINISHES



Silver
(SV)



Brushed
Nickel
(BN)

GLASS



Clear Glass
(CL)

FEATURES



Through-The-Glass
Back-to-Back Handle



Rollers in
Coordinating Finish

Marina® 3/8" Roller Tub and Shower Doors

FEATURES

- 3/8" Clear Tempered Safety Glass
- Smooth operating rollers in coordinating finish
- One through-the-glass back-to-back handle
- One operating panel & one fixed panel
- Requires 2-3/4" flat surface on threshold of base or tub
- Can be installed left or right hand
- An elegantly styled header
- Up to 3/8" adjustment for out of square walls
- Limited 5-Year Residential Warranty
- H2OFF® Clean Glass Technology is applied to the inside surface of the glass. Backed by a 5-Year Warranty, H2OFF® keeps glass looking like new!
- WAMM® We All Make Mistakes®!

TUB DOORS	FITS OPENING	MODEL NUMBER	GLASS	FINISH
<i>Marina® Collection</i>	56" to 60" W x 62" H	MRRL6062-CL-SV	Clear	Silver
<i>3/8" Frameless Roller</i>	56" to 60" W x 62" H	MRRL6062-CL-BN	Clear	Brushed Nickel

SHOWER DOORS	FITS OPENING	MODEL NUMBER	GLASS	FINISH
<i>Marina® Collection</i>	44" to 48" W x 76" H	MRRL4876-CL-SV	Clear	Silver
<i>3/8" Frameless Roller</i>	44" to 48" W x 76" H	MRRL4876-CL-BN	Clear	Brushed Nickel
	56" to 60" W x 76" H	MRRL6076-CL-SV	Clear	Silver
	56" to 60" W x 76" H	MRRL6076-CL-BN	Clear	Brushed Nickel

Understanding Craft + Main® Product Codes

Example: Marina® Roller Tub Door with Clear Glass and Silver Finish (MRRL6062-CL-SV)

MR	RL	6062	CL	SV
COLLECTION	TYPE	UNIT	GLASS	FINISH
MR = Marina®	RL = Roller Door			

H2OFF®

WAMM®
We All Make Mistakes®!




Marina® 3/8" Frameless Hinge Shower Door & Inline Panel

FINISHES



Silver
(SV)



Brushed Nickel
(BN)



Matte Black
(MB)

GLASS



Clear Glass
(CL)

FEATURES



Mitered Handle



Heavy Duty Hinges

Marina® 3/8" Frameless Hinge Shower Door & Inline Panel

FEATURES

- 3/8" Clear Tempered Safety Glass
- Through-the-glass mitered handle with hinges in coordinating finish
- Hinge system up to 1-1/2" opening adjustment on panel side
- Can be installed hinge right or left off of wall only
- Limited 5-Year Residential Warranty on Silver & Brushed Nickel Finish; Limited 2-Year Residential Warranty on Matte Black Finish
- H2OFF® Clean Glass Technology is applied to the inside surface of the glass. Backed by a 5-Year Warranty, H2OFF® keeps glass looking like new!
- WAMM® We All Make Mistakes®!

SHOWER DOORS	FITS OPENING	MODEL NUMBER	GLASS	FINISH
<i>Marina® Collection 3/8" Frameless Hinge Door & Inline Panel</i>	46-1/2" to 48" W x 74" H	MRHG4874-CL-SV	Clear	Silver
	46-1/2" to 48" W x 74" H	MRHG4874-CL-BN	Clear	Brushed Nickel
	46-1/2" to 48" W x 74" H	MRHG4874-CL-MB	Clear	Matte Black
	58-1/2" to 60" W x 74" H	MRHG6074-CL-SV	Clear	Silver
	58-1/2" to 60" W x 74" H	MRHG6074-CL-BN	Clear	Brushed Nickel
	58-1/2" to 60" W x 74" H	MRHG6074-CL-MB	Clear	Matte Black

Understanding Craft + Main® Product Codes

Example: Marina® Hinge Door & Inline Panel with Clear Glass and Matte Black Finish (MRHG4874-CL-MB)

MR	HG	4874	CL	MB
COLLECTION	TYPE	UNIT	GLASS	FINISH
MR = Marina®	HG = Hinge Door & Panel		CL = Clear Glass	






Marina® 3/8" Frameless Hinge Shower Door & Inline Panel

FINISHES

GLASS

FEATURES



Matte
Black
(MB)



Grid Glass
(GR)



Mitered Handle



Heavy Duty Hinges

Marina® 3/8" Frameless Hinge Shower Door & Inline Panel

FEATURES

- 3/8" Clear Tempered Safety Glass
- Through-the-glass mitered handle with hinges in coordinating finish
- Clear glass with durable matte black screen-printed industrial windowpane look without metal framing for easy upkeep and maintenance
- Hinge system up to 1-1/2" opening adjustment on panel side
- Can be installed hinge right or left off of wall only
- Limited 2-Year Residential Warranty
- H2OFF® Clean Glass Technology is applied to the inside surface of the glass. Backed by a 5-Year Warranty, H2OFF® keeps glass looking like new!
- WAMM® We All Make Mistakes®!

SHOWER DOORS	FITS OPENING	MODEL NUMBER	GLASS	FINISH
<i>Marina® Collection</i>	46-1/2" to 48" W x 74" H	MRHG4874-GR-MB	Grid	Matte Black
<i>3/8" Frameless Hinge Door & Inline Panel</i>	58-1/2" to 60" W x 74" H	MRHG6074-GR-MB	Grid	Matte Black

Understanding Craft + Main® Product Codes

Example: Marina® Hinge Door & Inline Panel with Grid Pattern Glass and Matte Black Finish (MRHG4874-GR-MB)

MR	HG	4874	GR	MB
COLLECTION	TYPE	UNIT	GLASS	FINISH
MR = Marina®	HG = Hinge Door & Panel		GR = Grid Glass	







FINISHES



Silver
(SV)



Brushed
Nickel
(BN)



Matte
Black
(MB)



Gun Metal
Grey
(GMG)

GLASS



Clear Glass
(CL)

FEATURES



Two Towel Bars



Rollers in
Coordinating Finish

Lagoon® 5/16" Frameless Double Roller Tub and Shower Doors

FEATURES

- 5/16" Tempered safety glass
- Smooth operating rollers in coordinating finish
- Two towel bars
- Two operating panels
- An elegantly styled header
- Limited 5-Year Residential Warranty on Silver & Brushed Nickel Finish; Limited 2-Year Residential Warranty on Matte Black & Gun Metal Grey Finish
- H2OFF® Clean Glass Technology is applied to the inside surface of the glass. Backed by a 5-Year Warranty, H2OFF® keeps glass looking like new!
- WAMM® We All Make Mistakes®!

TUB DOORS	FITS OPENING	MODEL NUMBER	GLASS	FINISH
<i>Lagoon® Collection 5/16" Frameless Double Roller</i>	55" to 59" W x 63" H	LGDR6063-CL-SV	Clear	Silver
	55" to 59" W x 63" H	LGDR6063-CL-BN	Clear	Brushed Nickel
	55" to 59" W x 63" H	LGDR6063-CL-MB	Clear	Matte Black
	55" to 59" W x 63" H	LGDR6063-CL-GMG	Clear	Gun Metal Grey

SHOWER DOORS	FITS OPENING	MODEL NUMBER	GLASS	FINISH
<i>Lagoon® Collection 5/16" Frameless Double Roller</i>	43" to 47" W x 76" H	LGDR4876-CL-SV	Clear	Silver
	43" to 47" W x 76" H	LGDR4876-CL-BN	Clear	Brushed Nickel
	43" to 47" W x 76" H	LGDR4876-CL-MB	Clear	Matte Black
	43" to 47" W x 76" H	LGDR4876-CL-GMG	Clear	Gun Metal Grey
	55" to 60" W x 76" H	LGDR6076-CL-SV	Clear	Silver
	55" to 60" W x 76" H	LGDR6076-CL-BN	Clear	Brushed Nickel
	55" to 60" W x 76" H	LGDR6076-CL-MB	Clear	Matte Black
	55" to 60" W x 76" H	LGDR6076-CL-GMG	Clear	Gun Metal Grey

Understanding Craft + Main® Product Codes

Example: Lagoon® Double Roller Shower Door with Clear Glass and Matte Black Finish (LGDR4876-CL-MB)

LG	DR	4876	CL	MB
COLLECTION	TYPE	UNIT	GLASS	FINISH
LG = Lagoon®	DR = Double Roller			







Lagoon® 5/16" Roller Slow Close Tub and Shower Doors

FINISHES



Silver
(SV)



Brushed
Nickel
(BN)



Matte
Black
(MB)

GLASS



Clear Glass
(CL)

FEATURES



Through-The-Glass
Back-to-Back Handle



Rollers in
Coordinating Finish

Lagoon® 5/16" Roller Slow Close Tub and Shower Doors

FEATURES

- 5/16" Clear tempered safety glass
- Slow Close System to eliminate door slams and quietly close shower door without banging
- One operating panel & one fixed panel
- Install operating panel left or right side
- Smooth operating rollers
- One through-the-glass back-to-back handle
- 1-1/2" opening range
- Up to 3/8" adjustment for out of square walls
- Limited 5-Year Residential Warranty on Silver & Brushed Nickel Finish; Limited 2-Year Residential Warranty on Matte Black Finish
- H2OFF® Clean Glass Technology is applied to the inside surface of the glass. Backed by a 5-Year Warranty, H2OFF® keeps glass looking like new!
- WAMM®: We All Make Mistakes®!

TUB DOORS	FITS OPENING	MODEL NUMBER	GLASS	FINISH
<i>Lagoon® Collection</i> <i>5/16" Roller Slow Close</i>	58-7/8" to 60" W x 60" H	LGR LSC6060-CL-SV	Clear	Silver
	58-7/8" to 60" W x 60" H	LGR LSC6060-CL-BN	Clear	Brushed Nickel
	58-7/8" to 60" W x 60" H	LGR LSC6060-CL-MB	Clear	Matte Black

SHOWER DOORS	FITS OPENING	MODEL NUMBER	GLASS	FINISH
<i>Lagoon® Collection</i> <i>5/16" Roller Slow Close</i>	46-7/8" to 48" W x 74" H	LGR LSC4874-CL-SV	Clear	Silver
	46-7/8" to 48" W x 74" H	LGR LSC4874-CL-BN	Clear	Brushed Nickel
	46-7/8" to 48" W x 74" H	LGR LSC4874-CL-MB	Clear	Matte Black
	58-7/8" to 60" W x 74" H	LGR LSC6074-CL-SV	Clear	Silver
	58-7/8" to 60" W x 74" H	LGR LSC6074-CL-BN	Clear	Brushed Nickel
	58-7/8" to 60" W x 74" H	LGR LSC6074-CL-MB	Clear	Matte Black

Understanding Craft + Main® Product Codes

Example: Lagoon® Roller Slow Close Shower Door with Clear Glass and Matte Black Finish (LGR LSC4874-CL-MB)

LG	RLSC	4874	CL	MB
COLLECTION	TYPE	UNIT	GLASS	FINISH
LG = Lagoon®	RL = Roller SC = Slow Close			






Cove Frameless S-Cut Sliding Shower Doors

FINISHES

GLASS

FEATURES



Brushed
Nickel
(BN)



Clear S-Cut
Glass
(CS)



Through-The-Glass
Towel Bars

Cove Frameless S-Cut Sliding Shower Doors

FEATURES

- 1/4" Tempered safety glass
- An anodized aluminum frame in a selection of stylish finishes
- Through-the-glass towel bars
- Stylish S-Cut Glass
- Safe-Slider® clip to keep doors gliding smoothly
- Bottom track designed for easy cleaning
- Up to 3/4" adjustment for out of square walls
- Limited 5-Year Residential Warranty
- H2OFF® Clean Glass Technology is applied to the inside surface of the glass. Backed by a 5-Year Warranty, H2OFF® keeps glass looking like new!
- WAMM®: We All Make Mistakes®!

SHOWER DOORS	FITS OPENING	MODEL NUMBER	GLASS	FINISH
Cove Collection Frameless S-Cut Sliding	58" to 60" W x 72" H	CVSS6072-CS-BN	Clear S-Cut	Brushed Nickel

Understanding Craft + Main® Product Codes

Example: Cove Sliding Shower Door with Clear S-Cut Glass and Brushed Nickel Finish (CVSS6072-CS-BN)

CV	SS	6072	CS	BN
COLLECTION	TYPE	UNIT	GLASS	FINISH
CV = Cove	SS = Sliding Shower		CS = Clear S-Cut	





FINISHES

GLASS

FEATURES



Silver
(SV)




Brushed
Nickel
(BN)



Matte Black
(MB)



Clear Glass
(CL)



Rain Glass
(RN)



Through-The-Glass
Towel Bars

Cove Frameless Sliding Shower Doors

FEATURES

- 1/4" Tempered safety glass
- An anodized aluminum frame in a selection of stylish finishes
- Through-the-glass towel bars
- An elegantly styled header
- Safe-Slider® clip to keep doors gliding smoothly
- Bottom track designed for easy cleaning
- Up to 3/4" adjustment for out of square walls
- Limited 5-Year Residential Warranty on Silver & Brushed Nickel Finish; Limited 2-Year Residential Warranty on Matte Black Finish
- H2OFF® Clean Glass Technology is applied to the inside surface of the glass. Backed by a 5-Year Warranty, H2OFF® keeps glass looking like new!
- WAMM®: We All Make Mistakes®!

SHOWER DOORS	FITS OPENING	MODEL NUMBER	GLASS	FINISH
<i>Cove Collection</i> <i>Frameless Sliding</i>	38" to 42" W x 65" H	CVSS4265-CL-SV	Clear	Silver
	38" to 42" W x 65" H	CVSS4265-CL-BN	Clear	Brushed Nickel
	38" to 42" W x 65" H	CVSS4265-CL-MB	Clear	Matte Black
	42" to 46" W x 65" H	CVSS4665-CL-SV	Clear	Silver
	42" to 46" W x 65" H	CVSS4665-CL-BN	Clear	Brushed Nickel
	42" to 46" W x 65" H	CVSS4665-CL-MB	Clear	Matte Black
	53" to 57" W x 65" H	CVSS5765-CL-BN	Clear	Brushed Nickel
	42" to 46" W x 70" H	CVSS4670-CL-BN	Clear	Brushed Nickel
	42" to 46" W x 70" H	CVSS4670-RN-BN	Rain	Brushed Nickel
	54" to 58" W x 70" H	CVSS5870-CL-BN	Clear	Brushed Nickel
	54" to 58" W x 70" H	CVSS5870-RN-BN	Rain	Brushed Nickel
	40" to 44" W x 72" H	CVSS4472-CL-SV	Clear	Silver
	44" to 48" W x 72" H	CVSS4872-CL-SV	Clear	Silver
	44" to 48" W x 72" H	CVSS4872-CL-BN	Clear	Brushed Nickel
	44" to 48" W x 72" H	CVSS4872-CL-MB	Clear	Matte Black
	44" to 48" W x 72" H	CVSS4872-RN-BN	Rain	Brushed Nickel
	56" to 60" W x 72" H	CVSS6072-CL-SV	Clear	Silver
	56" to 60" W x 72" H	CVSS6072-CL-BN	Clear	Brushed Nickel
	56" to 60" W x 72" H	CVSS6072-CL-MB	Clear	Matte Black
	56" to 60" W x 72" H	CVSS6072-RN-SV	Rain	Silver
	56" to 60" W x 72" H	CVSS6072-RN-BN	Rain	Brushed Nickel
	56" to 60" W x 72" H	CVSS6072-RN-MB	Rain	Matte Black

Understanding Craft + Main® Product Codes

Example: Cove Sliding Shower Door with Clear Glass and Silver Finish (CVSS6072-CL-SV)

CV	SS	6072	CL	SV
COLLECTION	TYPE	UNIT	GLASS	FINISH
CV = Cove	SS = Sliding Shower			



Cove Frameless Sliding Tub Doors


FINISHES

GLASS

FEATURES



Silver
(SV)



Brushed
Nickel
(BN)



Matte Black
(MB)



Clear Glass
(CL)



Through-The-Glass
Towel Bars

Cove Frameless Sliding Tub Doors

FEATURES

- 1/4" Tempered safety glass
 - An anodized aluminum frame in a selection of stylish finishes
 - Through-the-glass towel bars
 - An elegantly styled header
 - Safe-Slider® clip to keep doors gliding smoothly
 - Bottom track designed for easy cleaning
- Up to 3/4" adjustment for out of square walls
 - Limited 5-Year Residential Warranty on Silver & Brushed Nickel Finish; Limited 2-Year Residential Warranty on Matte Black Finish
 - H2OFF® Clean Glass Technology is applied to the inside surface of the glass. Backed by a 5-Year Warranty, H2OFF® keeps glass looking like new!
 - WAMM®: We All Make Mistakes®!

TUB DOORS	FITS OPENING	MODEL NUMBER	GLASS	FINISH
<i>Cove Collection</i> <i>Frameless Sliding</i>	50" to 54" W x 55" H	CVST5455-CL-SV	Clear	Silver
	54" to 58" W x 55" H	CVST5855-CL-SV	Clear	Silver
	54" to 58" W x 55" H	CVST5855-CL-BN	Clear	Brushed Nickel
	54" to 58" W x 55" H	CVST5855-CL-MB	Clear	Matte Black
	56" to 60" W x 60" H	CVST6060-CL-SV	Clear	Silver
	56" to 60" W x 60" H	CVST6060-CL-BN	Clear	Brushed Nickel
	56" to 60" W x 60" H	CVST6060-CL-MB	Clear	Matte Black

Understanding Craft + Main® Product Codes
 Example: Cove Sliding Tub Door with Clear Glass and Silver Finish (CVST6060-CL-SV)

CV

ST

6060

CL

SV

COLLECTION

TYPE

UNIT

GLASS

FINISH

CV = Cove

ST = Sliding Tub






Cove Pivot Shower Door & Panel


FINISHES

GLASS

FEATURES



Silver
(SV)



Brushed
Nickel
(BN)



Matte Black
(MB)



Clear Glass
(CL)



Rain Glass
(RN)



Through-The-Glass
Cap Handle + Knob
Combination



Pivot Hinge
System

Cove Pivot Shower Door & Panel

FEATURES

- 1/4" Tempered safety glass
- An anodized aluminum frame in a selection of stylish finishes
- Through-the-glass C-handle and knob combination
- An elegantly styled header
- Pivot hinge system with a 6" opening adjustment
- Full length magnetic strike for the ultimate water seal
- Up to 1/2" adjustment for out of square walls
- Can be installed hinge right or left off panel; cannot pivot off wall
- Limited 5-Year Residential Warranty on Silver & Brushed Nickel Finish; Limited 2-Year Residential Warranty on Matte Black Finish
- H2OFF® Clean Glass Technology is applied to the inside surface of the glass. Backed by a 5-Year Warranty, H2OFF® keeps glass looking like new!

SHOWER DOORS	FITS OPENING	MODEL NUMBER	GLASS	FINISH
<i>Cove Collection Frameless Pivot Door & Panel Doors</i>	36" to 42" W x 69" H	CVDP4269-CL-SV	Clear	Silver
	36" to 42" W x 69" H	CVDP4269-CL-BN	Clear	Brushed Nickel
	36" to 42" W x 69" H	CVDP4269-CL-MB	Clear	Matte Black
	36" to 42" W x 69" H	CVDP4269-RN-BN	Rain	Brushed Nickel
	42" to 48" W x 69" H	CVDP4869-CL-SV	Clear	Silver
	42" to 48" W x 69" H	CVDP4869-CL-BN	Clear	Brushed Nickel
	42" to 48" W x 69" H	CVDP4869-CL-MB	Clear	Matte Black
	42" to 48" W x 69" H	CVDP4869-RN-SV	Rain	Silver
	42" to 48" W x 69" H	CVDP4869-RN-BN	Rain	Brushed Nickel
	54" to 60" W x 69" H*	CVDP6069-CL-SV	Clear	Silver
	54" to 60" W x 69" H*	CVDP6069-CL-BN	Clear	Brushed Nickel
	54" to 60" W x 69" H*	CVDP6069-CL-MB	Clear	Matte Black

*Accommodates most fiberglass modules.

Understanding Craft + Main® Product Codes

Example: Cove Pivot Shower Door & Panel with Clear Glass and Silver Finish (CVDP4269-CL-SV)

CV	DP	4269	CL	SV
COLLECTION	TYPE	UNIT	GLASS	FINISH

CV = Cove

DP = Door & Panel





Cove Pivot Swing Shower Doors


FINISHES

GLASS

FEATURES



Silver
(SV)



Brushed Nickel
(BN)



Clear Glass
(CL)



Through-the-glass knob

Cove Pivot Swing Shower Doors

FEATURES

- 1/4" Tempered safety glass
- An anodized aluminum frame in a selection of stylish finishes
- Through-the-glass knob
- Up to 1/2" adjustment for out of square walls
- Limited 5-Year Residential Warranty
- H2OFF® Clean Glass Technology is applied to the inside surface of the glass. Backed by a 5-Year Warranty, H2OFF® keeps glass looking like new!
- WAMM®: We All Make Mistakes®!

SHOWER DOORS	FITS OPENING	MODEL NUMBER	GLASS	FINISH
<i>Cove Collection Pivot Swing Shower Doors</i>	22-1/2" to 24-1/2" W x 72" H	CVSW2572-CL-SV	Clear	Silver
	22-1/2" to 24-1/2" W x 72" H	CVSW2572-CL-BN	Clear	Brushed Nickel
	32-1/2" to 34-1/2" W x 72" H	CVSW3572-CL-SV	Clear	Silver
	32-1/2" to 34-1/2" W x 72" H	CVSW3572-CL-BN	Clear	Brushed Nickel

Understanding Craft + Main® Product Codes

Example: Cove Pivot Swing Door with Clear Glass and Silver Finish (CVSW3572-CL-SV)

CV	SW	3572	CL	SV
COLLECTION	TYPE	UNIT	GLASS	FINISH
CV = Cove	SW = Swing Door			

H2OFF®

WAMM®
We All Make Mistakes®!



Cove Frameless Neo-Angle Shower Doors

FINISHES

GLASS

FEATURES



Silver
(SV)



Brushed
Nickel
(BN)



Matte
Black
(MB)



Clear Glass
(CL)



Back-to-Back Handle

Cove Frameless Neo-Angle Shower Doors

FEATURES

- 1/4" Tempered safety glass
- An anodized aluminum frame in a selection of stylish finishes
- Stylish 8" back-to-back handle
- Easy installation, no cutting necessary
- Versatile configuration with right or left entryway
- Convenient 71-5/8" walk through height
- Limited 5-Year Residential Warranty on Silver & Brushed Nickel Finish; Limited 2-Year Residential Warranty on Matte Black Finish
- H2OFF® Clean Glass Technology is applied to the inside surface of the glass. Backed by a 5-Year Warranty, H2OFF® keeps glass looking like new!
- WAMM®: We All Make Mistakes®!
- Shower Base Recommendations:
0674 Models fit most 42" x 42" bases*
0574 Models fit most 38" x 38" bases*
0474 Models fit most 36" x 36" bases*

*Please Note: Bases Are Not Included

SHOWER DOORS	FITS CENTERLINE	MODEL NUMBER	GLASS	FINISH
<i>Cove Collection Frameless Neo-Angle Shower Door</i>	16-1/2" x 24" x 16-1/2" & 74" H	CVNA0474-CL-SV	Clear	Silver
	16-1/2" x 24" x 16-1/2" & 74" H	CVNA0474-CL-BN	Clear	Brushed Nickel
	16-1/2" x 24" x 16-1/2" & 74" H	CVNA0474-CL-MB	Clear	Matte Black
	18-1/2" x 24" x 18-1/2" & 74" H	CVNA0574-CL-SV	Clear	Silver
	18-1/2" x 24" x 18-1/2" & 74" H	CVNA0574-CL-BN	Clear	Brushed Nickel
	18-1/2" x 24" x 18-1/2" & 74" H	CVNA0574-CL-MB	Clear	Matte Black
	23-1/8" x 24-3/8" x 23-1/8" & 74" H	CVNA0674-CL-SV	Clear	Silver
	23-1/8" x 24-3/8" x 23-1/8" & 74" H	CVNA0674-CL-BN	Clear	Brushed Nickel
	23-1/8" x 24-3/8" x 23-1/8" & 74" H	CVNA0674-CL-MB	Clear	Matte Black

Understanding Craft + Main® Product Codes

Example: Cove Neo-Angle Shower Door with Clear Glass and Silver Finish (CVNA0474-CL-SV)

CV	NA	0474	CL	SV
COLLECTION	TYPE	UNIT	GLASS	FINISH

CV = Cove NA = Neo-Angle

H2OFF®

WAMM®
We All Make Mistakes®!



Tides Framed Sliding Shower Doors

FINISHES

GLASS

FEATURES



Silver
(SV)



Brushed Nickel
(BN)



Oil Rubbed Bronze
(OR)



Clear
(CL)



Obscure
(OB)



Rain
(RN)



Towel Bar Handle

Tides Framed Sliding Shower Doors

FEATURES

- 3/16" Tempered safety glass
- An anodized aluminum frame in a selection of stylish finishes
- A useful towel bar on the outside panel with a convenient knob on the inside panel
- An attractive rounded header
- Bottom track designed for easy cleaning
- Up to 3/4" adjustment for out of square walls
- Limited 5-Year Residential Warranty on Silver & Brushed Nickel Finish; Limited 2-Year Residential Warranty on Oil Rubbed Bronze Finish
- WAMM®: We All Make Mistakes®!

SHOWER DOORS	FITS OPENING	MODEL NUMBER	GLASS	FINISH
<i>Tides Collection Framed Sliding Shower Doors, 66" H</i>	40" to 44" W x 66" H	TDSS4466-CL-SV	Clear	Silver
	40" to 44" W x 66" H	TDSS4466-CL-BN	Clear	Brushed Nickel
	40" to 44" W x 66" H	TDSS4466-OB-SV	Obscure	Silver
	52" to 56" W x 66" H	TDSS5666-OB-SV	Obscure	Silver
<i>Tides Collection Framed Sliding Shower Doors, 70" H</i>	40" to 44" W x 70" H	TDSS4470-CL-SV	Clear	Silver
	44" to 48" W x 70" H	TDSS4870-CL-SV	Clear	Silver
	44" to 48" W x 70" H	TDSS4870-CL-BN	Clear	Brushed Nickel
	44" to 48" W x 70" H	TDSS4870-CL-OR	Clear	Oil Rubbed Bronze
	44" to 48" W x 70" H	TDSS4870-OB-SV	Obscure	Silver
	44" to 48" W x 70" H	TDSS4870-RN-SV	Rain	Silver
	44" to 48" W x 70" H	TDSS4870-RN-BN	Rain	Brushed Nickel
	44" to 48" W x 70" H	TDSS4870-RN-OR	Rain	Oil Rubbed Bronze
	56" to 60" W x 70" H	TDSS6070-CL-SV	Clear	Silver
	56" to 60" W x 70" H	TDSS6070-CL-BN	Clear	Brushed Nickel
	56" to 60" W x 70" H	TDSS6070-CL-OR	Clear	Oil Rubbed Bronze
	56" to 60" W x 70" H	TDSS6070-RN-SV	Rain	Silver
	56" to 60" W x 70" H	TDSS6070-RN-BN	Rain	Brushed Nickel
	56" to 60" W x 70" H	TDSS6070-RN-OR	Rain	Oil Rubbed Bronze
	56" to 60" W x 70" H	TDSS6070-OB-SV	Obscure	Silver

Understanding Craft + Main® Product Codes

Example: Tides Sliding Shower Door with Clear Glass and Silver Finish (TDSS6070-CL-SV)

TD SS 6070 CL SV

COLLECTION

TYPE

UNIT

GLASS

FINISH

TD = Tides

SS = Sliding Shower

WAMM®
We All Make Mistakes®!



FINISHES

GLASS

FEATURES



Silver
(SV)



Brushed
Nickel
(BN)



Oil Rubbed
Bronze
(OR)



Rain
(RN)



Towel Bar Handle

Tides Framed Sliding Tub Doors

FEATURES

- 3/16" Tempered safety glass
- An anodized aluminum frame in a selection of stylish finishes
- A useful towel bar on the outside panel with a convenient knob on the inside panel
- An attractive rounded header
- Bottom track designed for easy cleaning
- Up to 3/4" adjustment for out of square walls
- Limited 5-Year Residential Warranty on Silver & Brushed Nickel Finish; Limited 2-Year Residential Warranty on Oil Rubbed Bronze Finish
- WAMM®: We All Make Mistakes®!

TUB DOORS	FITS OPENING	MODEL NUMBER	GLASS	FINISH
<i>Tides Collection</i>	56" to 60" W x 58" H	TDST6058-RN-SV	Rain	Silver
<i>Framed Sliding</i>	56" to 60" W x 58" H	TDST6058-RN-BN	Rain	Brushed Nickel
<i>Tub Doors</i>	56" to 60" W x 58" H	TDST6058-RN-OR	Rain	Oil Rubbed Bronze

Understanding Craft + Main® Product Codes

Example: Tides Sliding Tub Door with Rain Glass and Silver Finish (TDST6058-RN-SV)

TD	ST	6058	RN	SV
COLLECTION	TYPE	UNIT	GLASS	FINISH

TD = Tides

ST = Sliding Tub

WAMM®
We All Make Mistakes®!



Tides Framed Pivot Swing Shower Doors


FINISHES

GLASS

FEATURES



Silver
(SV)



Brushed Nickel
(BN)



Oil Rubbed Bronze
(OR)



Clear
(CL)



Obscure
(OB)



Integrated
Door Handle



Pivot Swing

Tides Framed Pivot Swing Shower Doors

FEATURES

- 3/16" Tempered safety glass
- An anodized aluminum frame in a selection of stylish finishes
- Integrated door handle
- Full length magnetic closure for optimal seal
- Flexible orientation—right or left hand pivot
- Up to 1/2" adjustment for out of square walls
- Limited 5-Year Residential Warranty on Silver & Brushed Nickel Finish; Limited 2-Year Residential Warranty on Oil Rubbed Bronze Finish
- WAMM®: We All Make Mistakes®!

SHOWER DOORS	FITS OPENING	MODEL NUMBER	GLASS	FINISH
<i>Tides Collection Framed Pivot Swing Shower Doors</i>	23" to 25" W x 65" H	TDSW2565-CL-SV	Clear	Silver
	23" to 25" W x 65" H	TDSW2565-CL-BN	Clear	Brushed Nickel
	23" to 25" W x 65" H	TDSW2565-CL-OR	Clear	Oil Rubbed Bronze
	23" to 25" W x 65" H	TDSW2565-OB-SV	Obscure	Silver
	27" to 29" W x 65" H	TDSW2965-CL-SV	Clear	Silver
	27" to 29" W x 65" H	TDSW2965-OB-SV	Obscure	Silver
	29" to 31" W x 65" H	TDSW3165-OB-SV	Obscure	Silver
	31" to 33" W x 65" H	TDSW3365-CL-SV	Clear	Silver
	31" to 33" W x 65" H	TDSW3365-OB-SV	Obscure	Silver
	33" to 35" W x 65" H	TDSW3565-CL-SV	Clear	Silver
	33" to 35" W x 65" H	TDSW3565-OB-SV	Obscure	Silver

Understanding Craft + Main® Product Codes

Example: Tides Pivot Swing Shower Door with Clear Glass and Silver Finish (TDSW3565-CL-SV)

TD	SW	3565	CL	SV
COLLECTION	TYPE	UNIT	GLASS	FINISH
TD = Tides		SW = Swing Door		





Tides Framed Neo-Angle Shower Doors

FINISHES

GLASS

FEATURES



Silver
(SV)



Brushed Nickel
(BN)



Oil Rubbed Bronze
(OR)



Clear
(CL)



Obscure
(OB)



Integrated
Door Handle

Tides Framed Neo-Angle Shower Doors

FEATURES

- 3/16" Tempered safety glass
- An anodized aluminum frame in a selection of stylish finishes
- Integrated door handle
- Full length magnetic closure for optimal seal
- Flexible orientation—right or left hand pivot
- Up to 1/2" adjustment for out of square walls
- Easy to install—No cutting necessary
- Limited 5-Year Residential Warranty on Silver & Brushed Nickel Finish; Limited 2-Year Residential Warranty on Oil Rubbed Bronze Finish
- Shower Base Recommendations:
0570 Models fit most 38" x 38" bases*
0470 Models fit most 36" x 36" bases*

**Please Note: Bases Are Not Included*

SHOWER DOORS	FITS CENTERLINE	MODEL NUMBER	GLASS	FINISH
<i>Tides Collection Framed Neo-Angle Shower Doors</i>	16-3/4" to 24" x 16-3/4" & 70" H	TDNA0470-CL-SV	Clear	Silver
	16-3/4" to 24" x 16-3/4" & 70" H	TDNA0470-CL-BN	Clear	Brushed Nickel
	16-3/4" to 24" x 16-3/4" & 70" H	TDNA0470-CL-OR	Clear	Oil Rubbed Bronze
	16-3/4" to 24" x 16-3/4" & 70" H	TDNA0470-OB-SV	Obscure	Silver
	16-3/4" to 24" x 16-3/4" & 70" H	TDNA0470-OB-BN	Obscure	Brushed Nickel
	16-3/4" to 24" x 16-3/4" & 70" H	TDNA0470-OB-OR	Obscure	Oil Rubbed Bronze
	18-1/2" to 24" x 18-1/2" & 70" H	TDNA0570-CL-SV	Clear	Silver
	18-1/2" to 24" x 18-1/2" & 70" H	TDNA0570-CL-BN	Clear	Brushed Nickel
	18-1/2" to 24" x 18-1/2" & 70" H	TDNA0570-CL-OR	Clear	Oil Rubbed Bronze
	18-1/2" to 24" x 18-1/2" & 70" H	TDNA0570-OB-SV	Obscure	Silver
	18-1/2" to 24" x 18-1/2" & 70" H	TDNA0570-OB-BN	Obscure	Brushed Nickel
	18-1/2" to 24" x 18-1/2" & 70" H	TDNA0570-OB-OR	Obscure	Oil Rubbed Bronze

Understanding Craft + Main® Product Codes

Example: Tides Neo-Angle Shower Door with Clear Glass and Silver Finish (TDNA0570-CL-SV)

TD	NA	0570	CL	SV
COLLECTION	TYPE	UNIT	GLASS	FINISH

TD = Tides

NA = Neo-Angle



Lakeside Framed Sliding Tub Door

FINISH

GLASS



Silver

Obscure

(SV)

(OB)

Lakeside Framed Sliding Tub Door

FEATURES

- Tempered safety glass
- Up to 1/2" adjustment for out of square walls

TUB DOOR	FITS OPENING	MODEL NUMBER	GLASS	FINISH
<i>Lakeside Collection Framed Sliding Tub Door</i>	56" to 60" W x 55" H	LKST6055-OB-SV	Obscure	Silver

Understanding Craft + Main® Product Codes

Example: Lakeside Sliding Tub Door with Obscure Glass and Silver Finish (LKST6055-OB-SV)

LK	ST	6055	OB	SV
COLLECTION	TYPE	UNIT	GLASS	FINISH
LK = Lakeside	ST = Sliding Tub			

SHOWER DOORS / TUB DOORS

LIMITED LIFETIME WARRANTY

Marina®, Lagoon®, Cove and Tides Collections

WAMM®: We All Make Mistakes®!

With our pledge to superior customer service for all of your shower enclosure needs, we offer the WAMM® program. Make a mistake and give us a call. Offer applies to head rails, bottom tracks, and thresholds that have been cut incorrectly. Our customer service team will work with you to resolve your issues.

Offer applies to a one-time replacement per original customer for the initial installation.

H2OFF® Clear Glass Technology

We warranty H2OFF® shower glass coating to be free from material manufacturing defects to the original purchaser for FIVE (5) YEARS (**Limited 5 Year Warranty**). H2OFF® is a polymer coating that bonds to the glass, protects from harmful contaminants and makes cleaning the shower glass easier. It is applied to the inside surface of all Marina®, Lagoon® and Cove Collection Shower and Tub doors-not available for Tides Collection. We recommend cleaning with a soft cloth or sponge. For best results, squeegee the enclosure dry after each use. Use of abrasive products, such as abrasive cleaners and scouring pads will void this warranty.

WARRANTY

CRAFT + MAIN® Shower Doors & Enclosures are warranted to be free of any defects in material and workmanship for FIVE (5) YEARS (**Limited 5 Year Warranty**) for the original purchaser from date of purchase, subject to the limitations in this document. Original proof of purchase is required. FGI Industries, Ltd. will at its election, repair, replace or make appropriate adjustment where FGI Industries, Ltd.'s inspection discloses any such defects occurred through normal usage within warranty period.

LIMITATIONS

All warranty replacements will be in the original style and color if available or a similar color and style if the original has been discontinued or is not available. If you have any questions or concerns about our product or the warranty program, please call the numbers provided. Any product reported to the authorized dealer or to FGI Industries, Ltd. as being defective within the warranty period that is determined to be defective will have parts supplied or if deemed necessary the enclosure will be replaced (with a product of equal value).

Costs for freight associated with shipping of replacement product/parts might be charged to customer. In no event will FGI Industries, Ltd. be liable for the cost of repair or replacement of any installation materials. FGI Industries, Ltd. is not responsible for removal or installation costs. Damages due to improper handling, installation or maintenance are not considered manufacturing defects and are not covered by this warranty.

This Limited Warranty does not apply to products that have been damaged, or which fail, as a result of causes other than manufacturing defects (such as but not limited to improper installation; lack of or improper care or maintenance; exposure to elements including corrosive products, environments, or water; alteration; abuse or misuse). This warranty does not cover damage to finishes. Replacement or repaired parts will be shipped at no cost to customer via ground freight only. Any expedited methods of shipments are at customer's expense.

This Limited Warranty shall be void unless any failure or non-conformance is discovered before the expiration of this warranty, and is reported to FGI Industries, Ltd. in writing, accompanied by the original proof of purchase, within 30 days of discovery. In no event shall the liability of FGI Industries, Ltd. exceed the purchase price of the product.

HARDWARE

We warranty shower doors and enclosures frames to be free from material manufacturing defects to the original purchaser for FIVE (5) YEARS (**Limited 5 Year Warranty**). Warranty for Matte Black, Gun Metal Grey and Oil Rubbed Bronze finish shall be limited to TWO (2) YEARS. (Please refer to our **WEAR PARTS LIST** that are excluded from warranty coverage).

COMMERCIAL LIMITATIONS

This warranty excludes all industrial, commercial and business usage. The warranty period for products installed for commercial applications or used in commercial ventures, including but not limited to motels, hotels, casinos, student housing, condos, apartments, offices, and fitness centers, is a ONE (1) YEAR Limited Warranty from the date of purchase for shower doors, bathtub doors, shower enclosures, with all other terms of this warranty applying except the duration of the warranty. FGI Industries, Ltd. hereby disclaims all warranties for products sold as dealer or store displays.

DISCLAIMER of LIABILITY

CRAFT + MAIN® assumes no liability for improper assembly or installation of this product.

Warranty is valid within the United States and Canada only.

This is the FGI Industries, Ltd. exclusive written warranty for these product.

Contact us at: customerservice.us@FGI-Industries.com

888.620.3667

SHOWER DOORS / TUB DOORS

WEAR PARTS LISTING

Marina®, Lagoon®, Cove and Tides Collections

RESIDENTIAL INSTALLATIONS

[ALL CRAFT + MAIN® SHOWER AND TUB DOORS]

FINISH: FIVE (5) YEAR / TWO (2) YEAR

FGI Industries, Ltd. warrants shower door, tub door and shower enclosure finish in Silver and Brushed Nickel finishes to be free from defects in workmanship and materials under normal residential use for FIVE (5) YEARS. The warranty for any part in Oil Rubbed Bronze, Matte Black and Gun Metal Grey finish shall be limited to TWO (2) YEARS.

HARDWARE

Pivot Blocks, Pins, all Adjusters, Bushings, Brackets: ONE (1) YEAR

FGI Industries, Ltd. warrants shower door, tub door and shower enclosure hardware (i.e. pivot blocks, pins, all adjusters, bushings) to be free from defects in workmanship and materials under normal residential use for ONE (1) YEAR.

Handles: FIVE (5) YEAR / TWO (2) YEAR

FGI Industries, Ltd. warrants shower door, tub door and shower enclosure handles in Silver and Brushed Nickel finishes to be free from defects in workmanship and materials under normal residential use for FIVE (5) YEARS. The warranty for handles in Oil Rubbed Bronze, Matte Black and Gun Metal Grey finish shall be limited to TWO (2) YEARS.

[MARINA®(MRHG) HINGE DOOR & INLINE PANEL / MARINA® CUSTOM SHOWER AND TUB DOORS]

HARDWARE

- **Hinges: THREE (3) YEARS Silver/Brushed Nickel / TWO (2) YEARS Oil Rubbed Bronze/Matte Black**
- **Headers: FIVE (5) YEARS Silver/Brushed Nickel / TWO (2) YEARS Oil Rubbed Bronze/Matte Black**
- **U-Channel: FIVE (5) YEARS Silver/Brushed Nickel / TWO (2) YEARS Oil Rubbed Bronze/Matte Black**

This warranty DOES NOT COVER the following:

- Vinyl
- Magnets
- Glass
- Rollers
- Guides

This warranty covers one time free of charge replacements of all defects at the time of installation. LABOR CHARGES AND/OR DAMAGE INCURRED DURING INSTALLATION, REPAIR, OR REPLACEMENT, AS WELL AS ANY OTHER KIND OF ANCILLARY COST, LOSS OR DAMAGE ARE EXCLUDED.

SHOWER SHELF WARRANTY

1 Year Warranty Information

Each CRAFT + MAIN® product manufactured by FGI Industries, Ltd. is covered by a 1 Year / Limited Lifetime Warranty. We warrant our products to be free from defects in material or workmanship for a period of 1 year from the date of delivery. These warranties are made to the original purchaser and are limited to the repair or exchange of any parts which prove defective under normal use during the warranty period. These warranties do not apply where products have been improperly stored or improperly installed, misused, abused, or modified in any way. They do not cover the costs of removing warranted material or the installation of replacement material. These warranties are the sole warranties of FGI Industries, Ltd., and in lieu of all other warranties, express or implied, including any implied warranties of merchantability and fitness for a particular use. Labor charges for removal of or installation of warranted material as well as incidental or consequential damages are excluded. We do not assume for us any other liability in connection with the sale of our product.

Contact us at: customerservice.us@FGI-Industries.com

888.620.3667

JETCOAT® Shower Wall System

Limited Warranty: 10 year Consumer, 2 year Commercial

FGI Industries, Ltd. warrants to the original purchaser that this JETCOAT® Shower Wall System will be free of manufacturing defects, which affect its performance as a bathing or showering fixture, under the following conditions and subject to the limitations contained in the “Remedies” and “Warranty Limitations” sections.

The Limited Warranty applies for 10 years from the date of purchase if the fixture is used in a residential owner-occupied building for non-commercial purposes; or for 2 years from the date of purchase if it is used in any other building, including any building used for rental, commercial, or business purposes.

- This Limited Warranty is void if the fixture is not installed in accordance with the installation instructions supplied by JETCOAT®, or local building codes and ordinances, or if the care and cleaning instructions supplied by JETCOAT® are not followed.
- This Limited Warranty is also void if the fixture is moved from the location of its initial installation, or is subjected to accident, abuse, or misuse.
- The Limited Warranty excludes normal wear and tear, and does not cover damage that can be repaired by following the Scratch Removal Instructions.
- This Limited Warranty shall be void unless any failure or non-conformance is discovered before the expiration of this warranty, and is reported to FGI Industries, Ltd., in writing, accompanied by the original proof of purchase, within 30 days of discovery.

REMEDIES

The original purchaser's remedy under this Limited Warranty is limited to the repair, replacement, or refund of the purchase price of the fixture, at FGI Industries, Ltd.'s sole option, of any part of the fixture which has failed or does not conform to the manufacturer's specifications.

In no event shall FGI Industries, Ltd. be liable for lost profits, loss of use, incidental, special or consequential damages including, but not limited to, damage to or loss of use of the building or its contents, arising out of any defect in the fixture; nor shall FGI Industries, Ltd. be liable for any amount in excess of the original purchase price of the fixture.

FGI Industries, Ltd. reserves the right to require the return, at purchaser's expense, of the damaged fixture for repair or exchange before providing services under this Limited Warranty. If FGI Industries, Ltd. elects to replace the fixture, its obligation is limited to supplying a replacement unit or component part of comparable size and style, and does not include the cost of removal, installation, or transportation, which must be borne by the purchaser.

Replacement parts provided under this Limited Warranty are warranted for the remainder of the original warranty period applicable to the fixture, as if such parts were original components of that fixture.

WARRANTY LIMITATIONS

THERE ARE NO WARRANTIES WHICH EXTEND BEYOND THE DESCRIPTION ON THE FACE HEREOF. IMPLIED WARRANTIES, INCLUDING THOSE OF MERCHANTABILITY OR FITNESS FOR A PARTICULAR PURPOSE, ARE EXPRESSLY DISCLAIMED.

FGI Industries, Ltd. DISCLAIMS ANY AND ALL LIABILITY FOR SPECIAL, INCIDENTAL OR CONSEQUENTIAL DAMAGES. Some states do not allow limitations of incidental or consequential damages, so the above limitations and exclusions may not apply to you. In such states, FGI Industries, Ltd.'s liability shall be limited to the extent permitted by state law. ANY IMPLIED WARRANTIES ARISING BY WAY OF STATE LAW, INCLUDING ANY IMPLIED WARRANTY OF MERCHANTABILITY OR ANY IMPLIED WARRANTY OF FITNESS FOR A PARTICULAR PURPOSE, ARE LIMITED IN DURATION AND IN SCOPE OF COVERAGE TO THE TERMS OF THIS LIMITED WARRANTY, UNLESS A SHORTER PERIOD IS ALLOWED BY LAW.

DISCLAIMER OF LIABILITY

FGI Industries, Ltd. Customer Service: 1-888-620-3667

Warranty is valid within the United States and Canada only.

This is the FGI Industries, Ltd. exclusive written warranty for these products.

JETCOAT®
SHOWER WALL SYSTEM

Contact us at: customerservice.us@FGI-Industries.com

888.620.3667

SHOWER BASES

Limited Warranty: 5 year Consumer, 2 year Commercial

FGI Industries, Ltd. warrants to the original purchaser that this CRAFT + MAIN® Shower Base will be free of manufacturing defects, which affect its performance as a bathing or showering fixture, under the following conditions and subject to the limitations contained in the “Remedies” and “Warranty Limitations” sections.

The Limited Warranty applies for 5 years from the date of purchase if the fixture is used in a residential owner-occupied building for non-commercial purposes; or for 2 years from the date of purchase if it is used in any other building, including any building used for rental, commercial, or business purposes.

- This Limited Warranty is void if the fixture is not installed in accordance with the installation instructions supplied by CRAFT + MAIN®, or local building codes and ordinances, or if the care and cleaning instructions supplied by CRAFT + MAIN® are not followed.
- This Limited Warranty is also void if the fixture is moved from the location of its initial installation, or is subjected to accident, abuse, or misuse.
- The Limited Warranty excludes normal wear and tear, and does not cover damage that can be repaired by following the Scratch Removal Instructions.
- This Limited Warranty shall be void unless any failure or non-conformance is discovered before the expiration of this warranty, and is reported to FGI Industries, Ltd., in writing, accompanied by the original proof of purchase, within 30 days of discovery.

REMEDIES

The original purchaser's remedy under this Limited Warranty is limited to the repair, replacement, or refund of the purchase price of the fixture, at FGI Industries, Ltd.'s sole option, of any part of the fixture which has failed or does not conform to the manufacturer's specifications.

In no event shall FGI Industries, Ltd. be liable for lost profits, loss of use, incidental, special or consequential damages including, but not limited to, damage to or loss of use of the building or its contents, arising out of any defect in the fixture; nor shall FGI Industries, Ltd. be liable for any amount in excess of the original purchase price of the fixture.

FGI Industries, Ltd. reserves the right to require the return, at purchaser's expense, of the damaged fixture for repair or exchange before providing services under this Limited Warranty. If FGI Industries, Ltd. elects to replace the fixture, its obligation is limited to supplying a replacement unit or component part of comparable size and style, and does not include the cost of removal, installation, or transportation, which must be borne by the purchaser.

Replacement parts provided under this Limited Warranty are warranted for the remainder of the original warranty period applicable to the fixture, as if such parts were original components of that fixture.

WARRANTY LIMITATIONS

THERE ARE NO WARRANTIES WHICH EXTEND BEYOND THE DESCRIPTION ON THE FACE HEREOF. IMPLIED WARRANTIES, INCLUDING THOSE OF MERCHANTABILITY OR FITNESS FOR A PARTICULAR PURPOSE, ARE EXPRESSLY DISCLAIMED. FGI INDUSTRIES, LTD. DISCLAIMS ANY AND ALL LIABILITY FOR SPECIAL, INCIDENTAL OR CONSEQUENTIAL DAMAGES. Some states do not allow limitations of incidental or consequential damages, so the above limitations and exclusions may not apply to you. In such states, FGI INDUSTRIES, LTD.'s liability shall be limited to the extent permitted by state law. ANY IMPLIED WARRANTIES ARISING BY WAY OF STATE LAW, INCLUDING ANY IMPLIED WARRANTY OF MERCHANTABILITY OR ANY

WARRANTY

REGISTRATION

Register Your Product

To receive warranty coverage for your purchase, you must complete and submit the warranty registration form found on our website within two (2) weeks of installation, or provide valid proof of purchase detailing the date and location of your purchase at the time of the warranty claim.

US CUSTOMERS

<https://craftandmain.com/warranty/>

CANADAIAN CUSTOMERS

<https://www.craftandmain.ca/179-2>



Customer Service

CONTACT US

Our friendly Customer Service Team is available to serve you.
If you have any questions or concerns about our product
or the Warranty program please call: **1.888.620.3667**

CRAFT[®] + MAIN

WE INVITE YOU TO EXPERIENCE CRAFTSMANSHIP
THAT WILL SURPASS BOUNDARIES

CRAFTANDMAIN.COM

SHOWER + TUB DOORS • SHOWER BASES • JETCOAT[®] SHOWER WALL SYSTEM • GLASS SHELVES
VANITIES • VANITY TOPS • MIRRORS • MEDICINE CABINETS • TOILETS + MORE

JETCOAT[®]
SHOWER WALL SYSTEM

SDCAT2024

FGI Industries, Ltd.
906 Murray Road
East Hanover NJ, 07936

Revised 02/2024