

1.图示尺寸与实物可能略有差异，本公司有权修改或取消上述产品，恕不另行通知。若使用过期或作废分图纸，本公司将不负责任。  
2.由于印刷关系，正式产品颜色与所示的图片略有差异，一切以洁具实品颜色为准。



厦门方特卫浴有限公司  
XIAMEN FORBETTER SANITARY WARE CO.,LTD

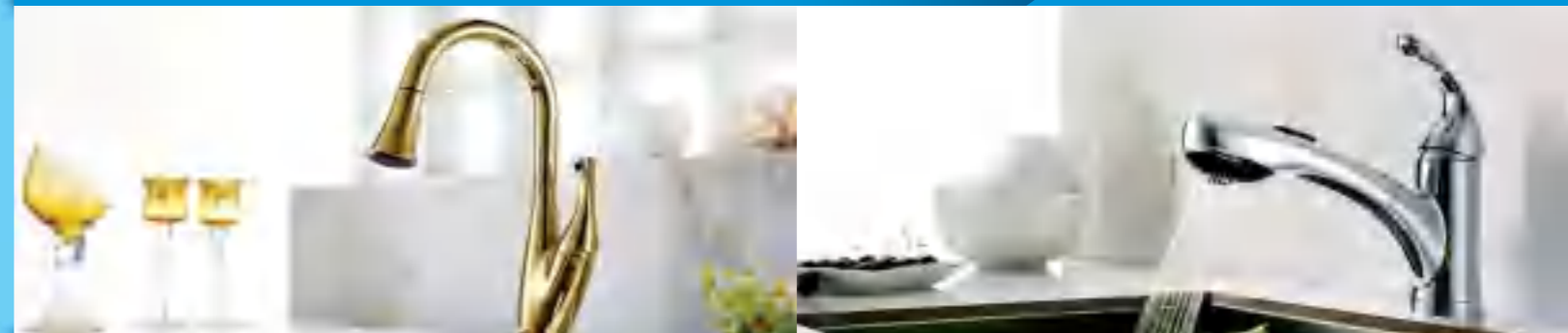


[www.china-fbt.com](http://www.china-fbt.com)


ADD: No. 25-5 Ruilin Road Shangtang village Guankou Town  
Jimei District, Xiamen, Fujian, PRC,361023 Contact: Ken Chang  
Mob: +86 186 0603 8081 Tel: +86-592-7792536 Fax: +86-592-6101365  
E-mail: [ken.chang@china-fbt.com](mailto:ken.chang@china-fbt.com) Skype:kenneth3387

地址：福建省厦门市集美区灌口镇上塘村瑞林路25-5  
邮编：361023 邮箱：[ken.chang@china-fbt.com](mailto:ken.chang@china-fbt.com) 传真：6101365  
联系人：张信贵 总经理 手机：18606038081  
电话：0592-6261150 SKYPE:kenneth3387

1.The company has the right to modify or cancel the product,  
We would not responsible for the expired or invalid drawings.  
2.The color of the products in this catalogue may be different from the products.  
If there is inconsistency between the image and the actual product shall govern.




厦门方特卫浴有限公司  
XIAMEN FORBETTER SANITARY WARE CO.,LTD  
[www.china-fbt.com](http://www.china-fbt.com)



# 企业简介 >>>>>>

Company profile



**公司理念**  
Company philosophy/policy:  
专注创新 · 诚信服务 Focus on Innovation and service

厦门方特卫浴是一家高品质无铅龙头制造商，专注于产品的研发、创新、制造及销售服务；致力于改善人类饮水健康事业。不断推出拥有自主知识产权的产品，不断追求创新，为客户提供更优质的产品和服务。



XIAMEN FORBETTER SANITARY WARE CO., LTD is a high quality lead-free faucets manufacturer, focusing on product development, innovation, manufacturing and services, committing to improving the water for human drinking, continually launching new products with independent intellectual property, pursuing innovation, and providing better products and services for our customers.



采用OEM, ODM加DIY 的商业模式，方特的产品销往海外20多个国家和地区。  
以可靠的品质和专业的服务，赢得国内外客户的尊重和认可。不论行业竞争和全球经济如何风云变幻，我们始终追求产品的发展和创新，以最优化的产品方案来服务客户、给客户带来最高价值。

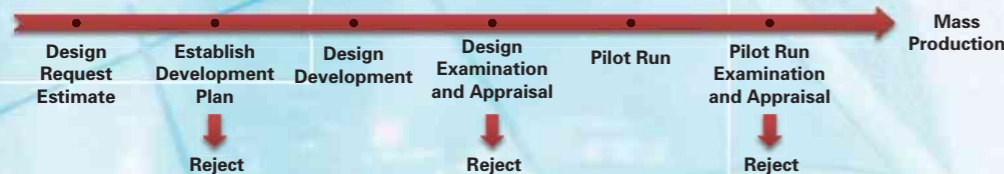
With OEM, ODM, and DIY Business Modes, Forbetter creates much more valuable business for our global business partners through 20 different countries and areas and is making progress to win more and more recognition by reliable quality and professional services. No matter how industry competition and the global economy change, Forbetter is always striving for product development and innovation to serve the customers with optimized and most valuable products.

## 研发能力

### Research and Development





- 公司拥有成熟的高素质研发团队，强大的研发能力能快速的设计新产品，分析及改良现有产品，在确保高品质的同时，优化成本配置，为客户提供最具性价比产品。  
具有开拓创新的研发团队，是方特强大竞争力的所在。
- Forbetter has a high quality R & D team with strong capability to design the new products efficiently, to analyze and improve the existing products, and provide customers with the most cost-effective products.



## 质量控制

### Quality Management

- 公司视品质为业务的核心，从进料的检验到成品的出货，对品质的保证体现在每一个步骤。我司有各式测试设备能对产品做全方位的测试。  
如：流量测试，寿命测试，压力测试和外观检验等。
- Forbetter regards quality as the core of business, and the quality assurance is embodied in each step from the inspection of incoming materials to the shipment of finished products. We have all kinds of testing equipments to do various tests in our lab, such as flow rate measuring, life testing, pressure testing and appearance inspection.



<<< <<<  Our edge

## 核心制造能力 Manufacturing



## ■专业的模具设计和制造能力

Professional tooling design and manufacturing capacity.

■ 专业注塑能力,

尤其是龙头过水部件的高温材料注塑能力。

Professional injection capacity:  
especially for faucet's water running  
components of  
high-temperature material.






客户服务 Customer service

方特一直以来与客户保持密切配合,努力为客户提供产品、技术、交期、品质及售后等各方面的支持,并根据客户市场需求,为客户提供相应的高品质、高竞争力的产品。方特相信业务的兴旺来自于双赢的伙伴关系和创造性的合作。

Forbetter always keeps close cooperation and good relationship with customers, striving to provide support to customers in aspect of products, technology, delivery, quality and after-sales service. According to the customers' or marketing requirements, Forbetter provides the corresponding products with high quality and high competitiveness. Forbetter believes prosperous business future comes from win-win partnership and creative cooperation.

## Patent & Certification 专利与认证

## 专利与认证 Patent & Certification



- 方特拥有ISO9001质量管理体系认证。
- 产品通过cUPC、NSF、AB1953、CEC 和 WaterMark 等国际认证。
- 公司产品获得了60多项国内专利证书，及感应龙头美国发明专利。

- Forbetter has established the ISO9001 standard quality management system.
- Products are international certified ( cUPC、NSF、AB1953、CEC and WaterMark, etc ).
- We have owned more than 60 domestic patents on design, and US patents for invention of sensor faucet.

# DESIGN CONCEPTION, PRODUCT ADVANTAGES

## 设计理念/产品优势

Easy-to-use push button controls allow the user to switch between gently aerated flow and powerful spray. High-arc swivel spout and universal joint on pull-out hose makes the faucet easy to rotate 360 degrees, insuring a full range of cleaning without deadend.

花洒水，气泡水顺滑切换，手感好。高抛可旋转弯管及抽拉软管连接部位万向头结构设计，360度轻松旋转，全方位清洗无死角。

Swiss Neoperl aerator improves water flow and insures no water splash, low noise, stable flow rate and good water conservation.

瑞士纽珀起泡器，巧妙的空气混合技术，多层网络过滤，完善出水水花；出水防溅落，噪音小，流量更稳定，用水更节约。

Use dual-mode structure: Internal structure as lead-free water system, and external structure as decoration system. Great revolution on the design patterns and structural principles of traditional products achieves a rational allocation of materials and high cost-effective.

采取双模双系统结构。内部无铅水路系统及外部装饰系统。彻底改变了传统产品使用单一材料作为水流载体的设计模式和结构原理，实现材料合理配置，达到高性价比。

Patented mounting nut can be tightened by hand, and additional screws to insure further security. Patented quick-connect in push-fit design simplifies installation and saves time.

专利安装螺母，徒手可旋紧，加上螺钉加固，一次锁紧，永不松动。专利快接，对接卡进，免去繁琐安装，节省时间。

Master the core technology of lead-free faucets, using green materials to make healthy and non-toxic products. The precipitation rate of lead, chromium and manganese and other heavy metals is far below domestic and international standards, and no chloride precipitation. Products comply with cUPC, NSF, AB1953, watermark, etc. 掌握无铅龙头核心技术，绿色材料制作，健康无毒。铅、铬、锰等重金属的析出率远低于我国及国际标准，无氯化物析出。通过cUPC, NSF, AB1953, watermark等国际认证。



Different finishes available  
多种颜色可选

Branded ceramic cartridge ensures life span as 500,000 times without drip; even in unstable areas with poor water condition, the faucet performs well.

进口品牌陶瓷阀芯，确保使用寿命达到50万次不滴漏；尤其在水压不稳定地区以及水质较差地区仍能稳定发挥。

Anti-shedding design of hoses with screwless end to erase the trouble of hose loosening.

无螺纹接头，软管自旋防脱落设计，消除软管松脱隐患；接头o-ring侧壁止水，杜绝密封圈与空气接触，最大限度保证进水系统使用寿命。

# SENSOR LAVATORY FAUCET 感应面盆龙头


## Infrared sensor 红外线感应出水

Infrared sensor with 2.5"(6.5 cm) range will turn water on and off with hand movement. 手或物体靠近(约6cm)自动感应开/关水。

Elegant and multiple designs to choose (page 35-40)  
多种外形可选(参考35-40页)

## Intelligent integrated control box 集成智能控制盒

- Trouble Free installation 无忧安装
- Smart Safety Timer 智能延时关闭
- Unique Back-up measure 故障补救设计
- Compact and space saving 体积小, 节约空间
- Water proof 防潮防水结构
- Patented quick-connection 专利快接
- Integrated Battery Pack 电源集成
- Four AA Batteries Operated 电池供电, 安全节约

 Battery Operated Four AA batteries up to 1.5-2 years life (not included)

## Handle control 把手总控

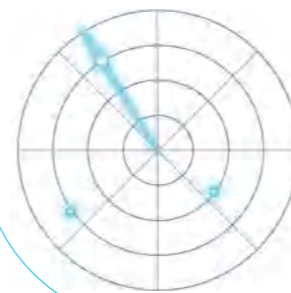
Handle controls water temperature and flow rate. And it's the master switch for both sensor and manual operation. 把手为总控开关, 可开启/关闭整支龙头(无论感应或非感应模式下); 并调节流量及水温。



Different finishes available  
多种颜色可选

# DUAL-SENSOR KITCHEN FAUCET

## 智能双模感应厨房龙头



Pull down spray head with pause function.  
(Certain models)  
花洒出水暂停(部分机种)

Pull-down sensor 下拉感应出水  
Handspray will automatically be activated when pulled from its housing, and be off when slides back. 花洒下拉自动出水, 回位自动停水。

Master-control handle  
台上把手总控

Patented mounting nut  
防松安装螺母

Intelligent integrated control box  
集成智能控制盒



Different finishes available  
多种颜色可选

Elegant and multiple designs to choose (page 32-34)  
多种外形可选(参考32-34页)




Infrared sensor  
红外线感应出水  
Infrared sensor with 2.5" (6cm) range will activate /deactivate flow with hand movement. 手或物体靠近 (约6cm) 自动感应开/关水

Patented quick-connection;  
integrated battery pack in control box  
专利快接, 电源集成


Innovative dual-mode sensor  
创新双模感应设计

Smart safety timer  
智能延时关闭


Waterproof and anti-fouling,  
both sensor and manual  
modes available.  
防潮防水, 手自一体



Pull-down sensor  
The water will be turned on when pull down the sprayhead, and be off when it slides back.




下拉感应出水  
花洒下拉自动出水, 回位自动停水。



Infrared sensor  
Infrared sensor with 2.5" (6.5 cm) range will turn water on and off with hand movement.



红外线感应出水  
手或物体靠近 (约6cm) 自动感应开/关水。



Handle control / 把手总控  
Handle controls water temperature and flow rate, and it's the master switch for both sensor and manual operation. 把手为总控开关, 可开启/关闭整支龙头 (无论感应或非感应模式下); 并调节流量及水温。

Unique back-up measure  
Simply turn the knob beneath the control box completely counter-clockwise, the sensor will be disabled and the faucet will be manipulated by the handle only when sensor's down or out of electricity. Meanwhile the control box can be taken off for mending with no influence in manual using. Trouble-free installation insure that any consumer can complete the installation without training.

故障补救设计  
独有的切换旋钮功能, 即使在智能龙头故障或无电状态下, 轻松转动切换旋钮, 即可保证消费者的正常用水; 快速安装, 普通消费者不需培训即可独立完成安装。

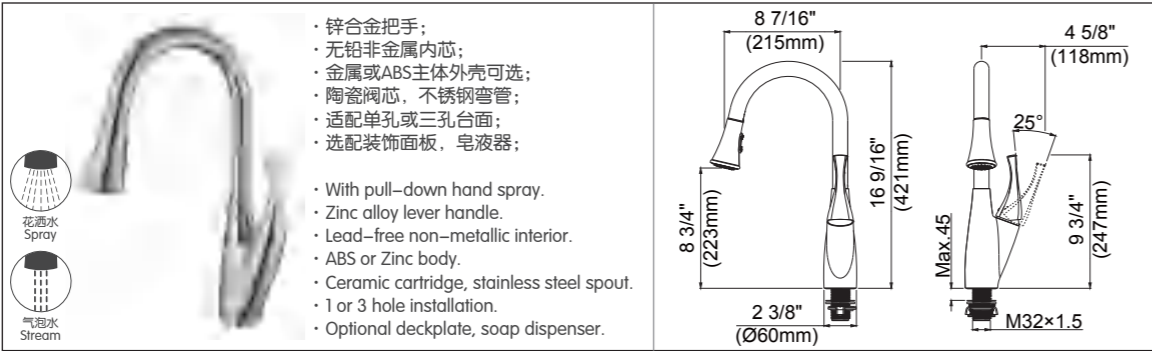


Intelligent integrated control box  
The battery system and the magnetic valve system is integrated in a small exquisite box which is also waterproof and anti-fouling, with patented click connection for easy installation.  
集成智能控制盒  
采用专利技术, 解决传统智能龙头的水控制难题, 将电池系统与磁阀系统合二为一, 小巧精致, 防水防污, 安装方便。

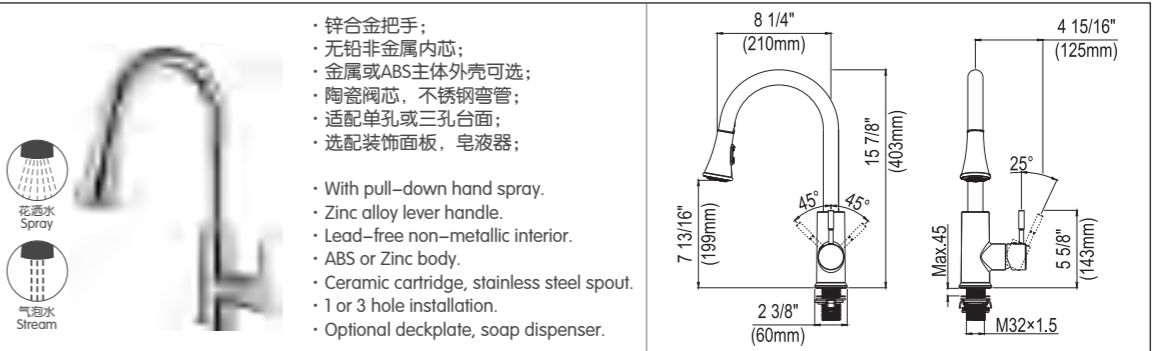
单把厨房抽拉龙头 Pull Down Kitchen Faucet



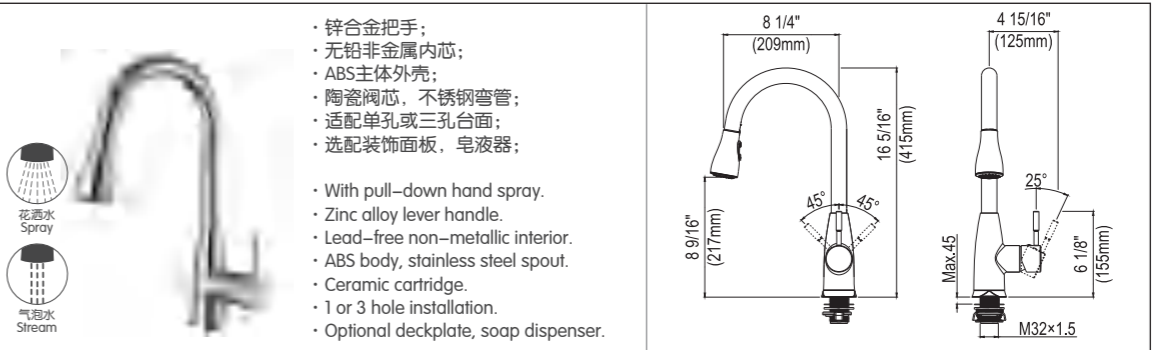
60001A Single handle kitchen faucet 单把厨房抽拉龙头



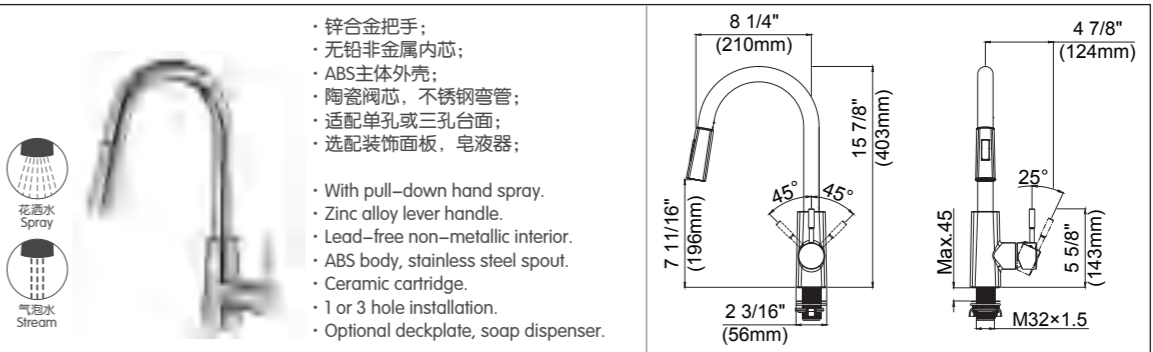
60003A Single handle kitchen faucet 单把厨房抽拉龙头




60004A Single handle kitchen faucet 单把厨房抽拉龙头



60006A Single handle kitchen faucet 单把厨房抽拉龙头



### 60007A Single handle kitchen faucet 单把厨房抽拉龙头

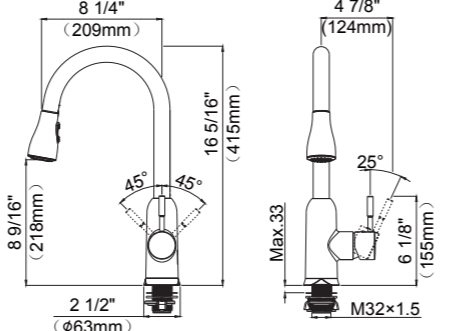


花洒水  
Spray

气泡水  
Stream

- 锌合金把手;
- 无铅非金属内芯;
- ABS主体外壳;
- 陶瓷阀芯, 不锈钢弯管;
- 适配单孔或三孔台面;
- 选配装饰面板, 皂液器;

- With pull-down hand spray.
- Zinc alloy lever handle.
- Lead-free non-metallic interior.
- ABS body, stainless steel spout.
- Ceramic cartridge.
- 1 or 3 hole installation.
- Optional deckplate, soap dispenser.



8 1/4" (209mm)

16 5/16" (415mm)

4 7/8" (124mm)

25°


6 1/8" (155mm)

Max. 33

2 1/2" (Ø63mm)

M32×1.5

### 60008B Single handle kitchen faucet 单把厨房抽拉龙头

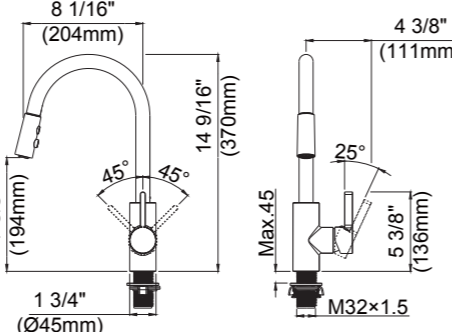


花洒水  
Spray

气泡水  
Stream

- 锌合金把手;
- 无铅非金属内芯;
- 金属或ABS主体外壳可选;
- 陶瓷阀芯, 不锈钢弯管;
- 适配单孔或三孔台面;
- 选配装饰面板, 皂液器;

- With pull-down hand spray.
- Zinc alloy lever handle.
- Lead-free non-metallic interior.
- ABS or Zinc body.
- Ceramic cartridge, stainless steel spout.
- 1 or 3 hole installation.
- Optional deckplate, soap dispenser.



8 1/16" (204mm)

14 9/16" (370mm)

4 3/8" (111mm)

25°


5 3/8" (136mm)

Max. 45

1 3/4" (Ø45mm)

M32×1.5

### 60008H Single handle kitchen faucet 单把厨房抽拉龙头

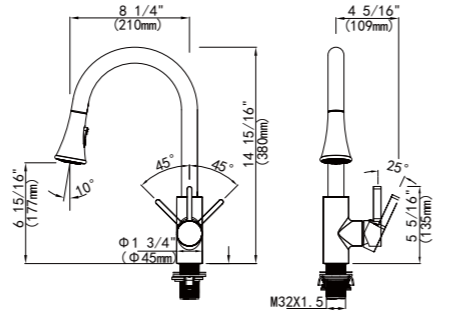


花洒水  
Spray

气泡水  
Stream

- 锌合金把手;
- 无铅非金属内芯;
- 金属或ABS主体外壳可选;
- 陶瓷阀芯, 不锈钢弯管;
- 适配单孔或三孔台面;
- 选配装饰面板, 皂液器;

- With pull-down hand spray.
- Zinc alloy lever handle.
- Lead-free non-metallic interior.
- ABS or Zinc body.
- Ceramic cartridge, stainless steel spout.
- 1 or 3 hole installation.
- Optional deckplate, soap dispenser.



8 1/4" (210mm)

14 15/16" (380mm)

4 5/16" (109mm)

25°

5 5/16" (135mm)

Max. 45


6 15/16" (177mm)

10°

Ø 1 3/4" (Ø45mm)

M32×1.5

### 60009A Single handle kitchen faucet 单把厨房抽拉龙头



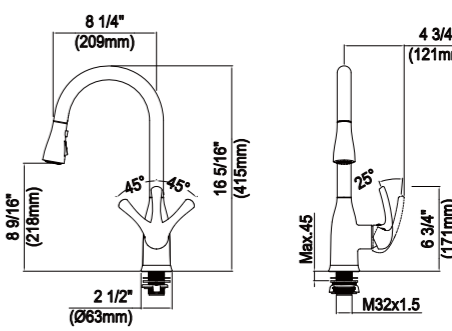
花洒水  
Spray

气泡水  
Stream

暂停  
Pause

- 锌合金把手;
- 非金属内芯或无铅铜内芯可选;
- 锌合金主体外壳;
- 陶瓷阀芯, 不锈钢弯管;
- 适配单孔或三孔台面;
- 选配装饰面板, 皂液器;

- With pull-down hand spray.
- Zinc alloy lever handle.
- Non-metallic or lead-free brass interior.
- Zinc body.
- Ceramic cartridge, stainless steel spout.
- 1 or 3 hole installation.
- Optional deckplate, soap dispenser.



8 1/4" (209mm)

16 5/16" (415mm)

4 3/4" (121mm)

25°


6 3/4" (171mm)

Max. 45

2 1/2" (Ø63mm)

M32×1.5

### 60010A Single handle kitchen faucet 单把厨房抽拉龙头

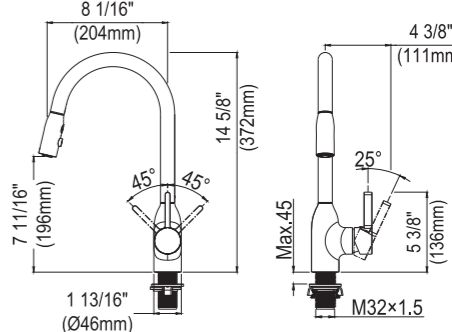


花洒水  
Spray

气泡水  
Stream

- 锌合金把手;
- 无铅非金属内芯;
- 锌合金主体外壳;
- 陶瓷阀芯, 不锈钢弯管;
- 适配单孔或三孔台面;
- 选配装饰面板, 皂液器;

- With pull-down hand spray.
- Zinc alloy lever handle.
- Lead-free non-metallic interior.
- Zinc body.
- Ceramic cartridge, stainless steel spout.
- 1 or 3 hole installation.
- Optional deckplate, soap dispenser.



8 1/16" (204mm)

14 5/8" (372mm)

4 3/8" (111mm)

25°

5 3/8" (136mm)

Max. 45

1 13/16" (Ø46mm)

M32×1.5

### 60202A Single handle kitchen faucet 单把厨房抽拉龙头



花洒水  
Spray

气泡水  
Stream

- 锌合金把手;
- 无铅铜内芯;
- 锌合金主体外壳;
- 陶瓷阀芯, 不锈钢弯管;
- 适配单孔或三孔台面;
- 选配装饰面板, 皂液器;

- With pull-down hand spray.
- Zinc alloy lever handle.
- Lead-free brass interior.
- Zinc body, stainless steel spout.
- Ceramic cartridge.
- 1 or 3 hole installation.
- Optional deckplate, soap dispenser.



9" (228mm)

17 1/16" (433mm)

4 13/16" (123mm)

25°

6 7/16" (164mm)

Max. 45

9 3/4" (247mm)

2 3/16" (Ø56mm)

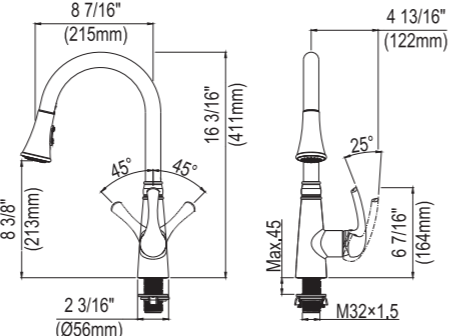
M32×1.5

60202A-1 Single handle kitchen faucet 单把厨房抽拉龙头





- 锌合金把手;
- 无铅铜内芯;
- 锌合金主体外壳;
- 陶瓷阀芯, 不锈钢弯管;
- 适配单孔或三孔台面;
- 选配装饰面板, 皂液器;

- With pull-down hand spray.
- Zinc alloy lever handle.
- Lead-free brass interior.
- Zinc body, stainless steel spout.
- Ceramic cartridge.
- 1 or 3 hole installation.
- Optional deckplate, soap dispenser.



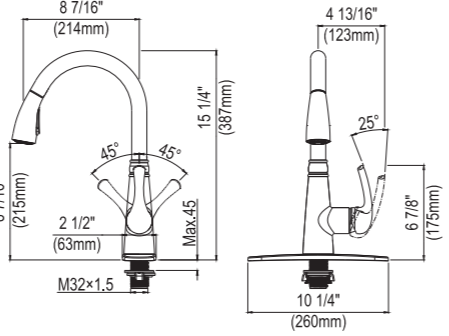
8 7/16" (215mm)  
16 3/16" (411mm)  
4 13/16" (122mm)  
8 3/8" (213mm)  
2 3/16" (Ø56mm)  
45°  
45°  
Max.45  
6 7/16" (164mm)  
M32×1.5

60202A-2 Single handle kitchen faucet 单把厨房抽拉龙头





- 锌合金把手;
- 无铅铜内芯;
- 锌合金主体外壳;
- 陶瓷阀芯, 不锈钢弯管;
- 适配单孔或三孔台面;
- 选配装饰面板, 皂液器;

- With pull-down hand spray.
- Zinc alloy lever handle.
- Lead-free brass interior.
- Zinc body, stainless steel spout.
- Ceramic cartridge.
- 1 or 3 hole installation.
- Optional deckplate, soap dispenser.



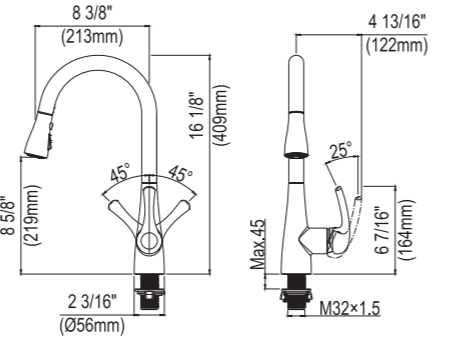
8 7/16" (214mm)  
15 1/4" (387mm)  
4 13/16" (123mm)  
8 7/16" (215mm)  
2 1/2" (63mm)  
Max.45  
M32×1.5  
45°  
45°  
10 1/4" (260mm)  
6 7/8" (175mm)  
25°

60203A Single handle kitchen faucet 单把厨房抽拉龙头





- 锌合金把手;
- 无铅铜内芯;
- 锌合金主体外壳;
- 陶瓷阀芯, 不锈钢弯管;
- 适配单孔或三孔台面;
- 选配装饰面板, 皂液器;

- With pull-down hand spray.
- Zinc alloy lever handle.
- Lead-free brass interior.
- Zinc body, stainless steel spout.
- Ceramic cartridge.
- 1 or 3 hole installation.
- Optional deckplate, soap dispenser.



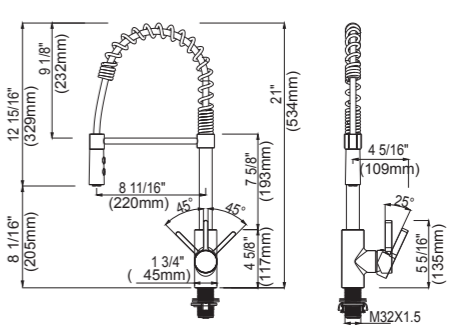
8 3/8" (213mm)  
16 1/8" (409mm)  
4 13/16" (122mm)  
8 5/8" (219mm)  
2 3/16" (Ø56mm)  
45°  
45°  
Max.45  
6 7/16" (164mm)  
M32×1.5  
25°

65008A Single handle kitchen faucet 单把厨房抽拉龙头





- 锌合金把手;
- 无铅非金属内芯;
- 金属或ABS主体外壳可选;
- 陶瓷阀芯, 不锈钢弯管;
- 适配单孔或三孔台面;
- 选配装饰面板, 皂液器;

- With pull-down hand spray.
- Zinc alloy lever handle.
- Lead-free non-metallic interior.
- ABS or Zinc body.
- Ceramic cartridge, stainless steel spout.
- 1 or 3 hole installation.
- Optional deckplate, soap dispenser.



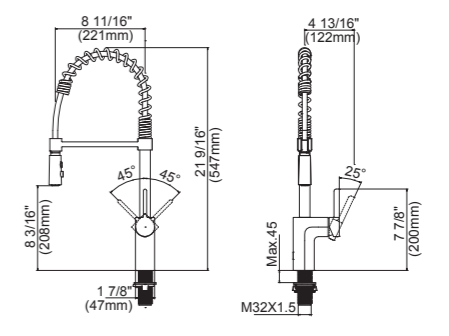
12 15/16" (329mm)  
9 1/8" (232mm)  
21" (534mm)  
8 11/16" (220mm)  
1 3/4" (45mm)  
4 5/8" (117mm)  
7 5/8" (193mm)  
4 5/16" (109mm)  
5 5/16" (135mm)  
25°  
M32×1.5

65003A Single handle kitchen faucet 单把厨房抽拉龙头





- 锌合金把手;
- 无铅铜内芯;
- 锌合金主体外壳;
- 陶瓷阀芯;
- 适配单孔或三孔台面;
- 选配装饰面板, 皂液器;

- With pull-down hand spray.
- Zinc alloy lever handle.
- Lead-free brass interior.
- Zinc body.
- Ceramic cartridge.
- 1 or 3 hole installation.
- Optional deckplate, soap dispenser.



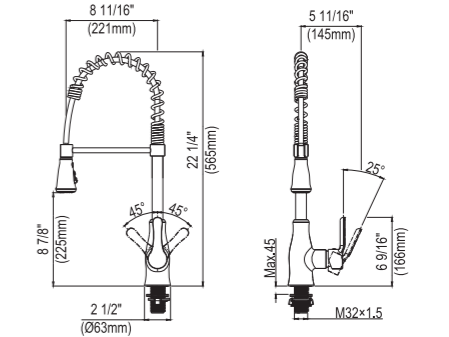
8 11/16" (221mm)  
21 9/16" (547mm)  
8 3/16" (206mm)  
1 7/8" (47mm)  
4 13/16" (122mm)  
7 7/8" (200mm)  
Max.45  
M32×1.5  
45°  
45°  
25°

65001A Single handle kitchen faucet 单把厨房抽拉龙头



- 锌合金把手;
- 无铅铜内芯;
- 锌合金主体外壳;
- 陶瓷阀芯;
- 适配单孔或三孔台面;
- 选配装饰面板, 皂液器;

- With pull-down hand spray.
- Zinc alloy lever handle.
- Lead-free brass interior.
- Zinc body.
- Ceramic cartridge.
- 1 or 3 hole installation.
- Optional deckplate, soap dispenser.





8 11/16" (221mm)  
22 1/4" (565mm)  
8 7/8" (225mm)  
2 1/2" (Ø63mm)  
5 11/16" (145mm)  
6 9/16" (166mm)  
Max.45  
M32×1.5  
45°  
45°  
25°


单把厨房抽拉感应龙头Dual Sensor Kitchen Faucet



63202A Single handle dual sensor kitchen faucet 单把厨房抽拉感应龙头

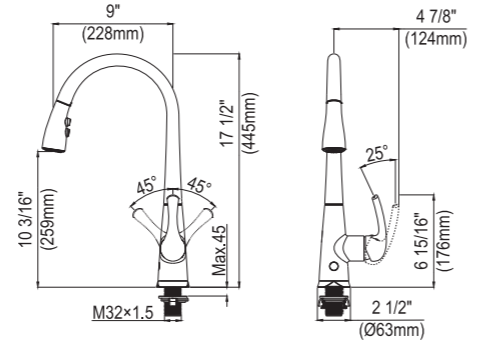
  
花洒水  
Spray

  
气泡水  
Stream





- 抽拉感应+红外感应出水;
- 双感应出水+手动操控
- 锌合金把手, 锌合金主体外壳;
- 无铅铜内芯;
- 陶瓷阀芯, 不锈钢弯管;
- 适配单孔或三孔台面;
- 选配装饰面板, 皂液器;


- Dual Sensor function with manual override.
- Pull Down Sensor+ IR sensor.
- With pull-down hand spray.
- Zinc alloy lever handle.
- Lead-free brass interior, Zinc body.
- Ceramic cartridge, stainless steel spout.
- 1 or 3 hole installation, Optional deckplate.



63202A-1 Single handle dual sensor kitchen faucet 单把厨房抽拉感应龙头

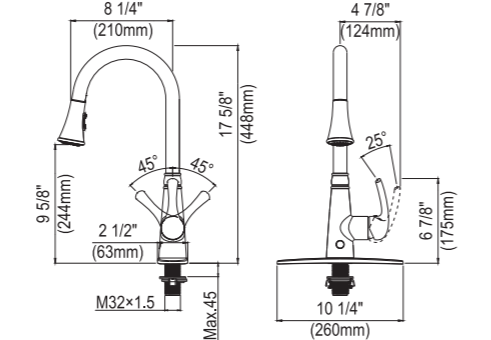
  
花洒水  
Spray

  
气泡水  
Stream





- 抽拉感应+红外感应出水;
- 双感应出水+手动操控
- 锌合金把手, 锌合金主体外壳;
- 无铅铜内芯;
- 陶瓷阀芯, 不锈钢弯管;
- 适配单孔或三孔台面;
- 选配装饰面板, 皂液器;


- Dual Sensor function with manual override.
- Pull Down Sensor+ IR sensor.
- With pull-down hand spray.
- Zinc alloy lever handle.
- Lead-free brass interior, Zinc body.
- Ceramic cartridge, stainless steel spout.
- 1 or 3 hole installation, Optional deckplate.



63202A-3 Single handle dual sensor kitchen faucet 单把厨房抽拉感应龙头

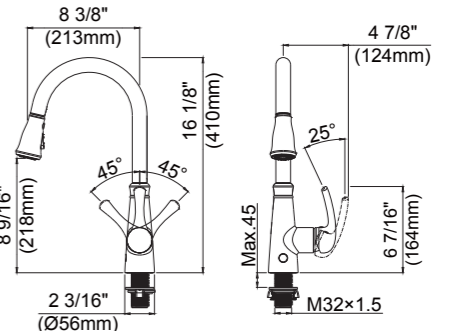
  
花洒水  
Spray

  
气泡水  
Stream





- 抽拉感应+红外感应出水;
- 双感应出水+手动操控
- 锌合金把手, 锌合金主体外壳;
- 无铅铜内芯;
- 陶瓷阀芯, 不锈钢弯管;
- 适配单孔或三孔台面;
- 选配装饰面板, 皂液器;


- Dual Sensor function with manual override.
- Pull Down Sensor+ IR sensor.
- With pull-down hand spray.
- Zinc alloy lever handle.
- Lead-free brass interior, Zinc body.
- Ceramic cartridge, stainless steel spout.
- 1 or 3 hole installation, Optional deckplate.



63203A Single handle dual sensor kitchen faucet 单把厨房抽拉感应龙头

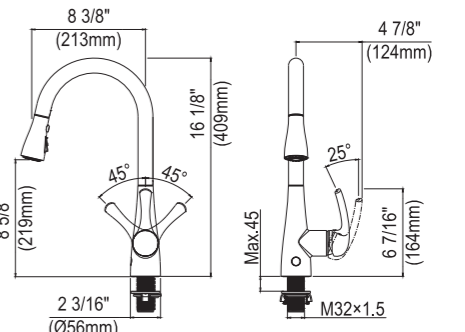
  
花洒水  
Spray

  
气泡水  
Stream





- 抽拉感应+红外感应出水;
- 双感应出水+手动操控
- 锌合金把手, 锌合金主体外壳;
- 无铅铜内芯;
- 陶瓷阀芯, 不锈钢弯管;
- 适配单孔或三孔台面;
- 选配装饰面板, 皂液器;


- Dual Sensor function with manual override.
- Pull Down Sensor+ IR sensor.
- With pull-down hand spray.
- Zinc alloy lever handle.
- Lead-free brass interior, Zinc body.
- Ceramic cartridge, stainless steel spout.
- 1 or 3 hole installation, Optional deckplate.



63203A-1 Single handle dual sensor kitchen faucet 单把厨房抽拉感应龙头

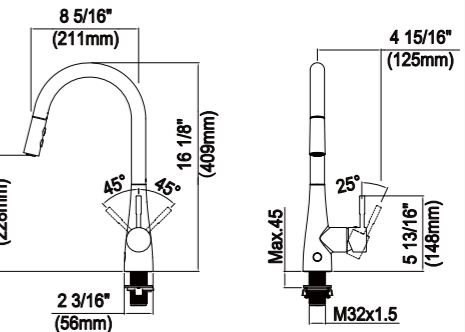
  
花洒水  
Spray

  
气泡水  
Stream




- 抽拉感应+红外感应出水;
- 双感应出水+手动操控
- 锌合金把手, 锌合金主体外壳;
- 无铅铜内芯;
- 陶瓷阀芯, 不锈钢弯管;
- 适配单孔或三孔台面;
- 选配装饰面板, 皂液器;

- Dual Sensor function with manual override.
- Pull Down Sensor+ IR sensor.
- With pull-down hand spray.
- Zinc alloy lever handle.
- Lead-free brass interior, Zinc body.
- Ceramic cartridge, stainless steel spout.
- 1 or 3 hole installation, Optional deckplate.

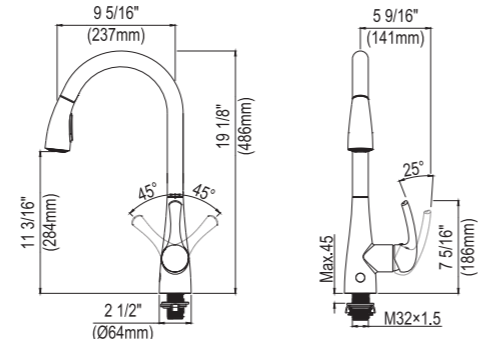


63203A-2 Single handle dual sensor kitchen faucet 单把厨房抽拉感应龙头




- 抽拉感应+红外感应出水;
- 双感应出水+手动操控
- 锌合金把手, 锌合金主体外壳;
- 无铅铜内芯;
- 陶瓷阀芯, 不锈钢弯管;
- 适配单孔或三孔台面;
- 选配装饰面板, 皂液器;

- Dual Sensor function with manual override.
- Pull Down Sensor+ IR sensor.
- With pull-down hand spray.
- Zinc alloy lever handle.
- Lead-free brass interior, Zinc body.
- Ceramic cartridge, stainless steel spout.
- 1 or 3 hole installation, Optional deckplate.



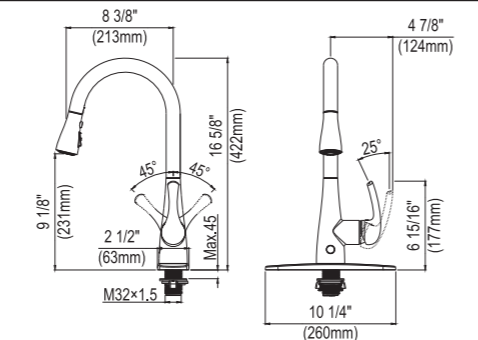
9 5/16" (237mm)  
11 3/16" (284mm)  
19 1/8" (486mm)  
2 1/2" (Ø64mm)  
45°  
45°  
5 9/16" (141mm)  
25°  
7 5/16" (186mm)  
Max.45  
M32x1.5

63203G-3 Single handle dual sensor kitchen faucet 单把厨房抽拉感应龙头




- 抽拉感应+红外感应出水;
- 双感应出水+手动操控
- 锌合金把手, 锌合金主体外壳;
- 无铅铜内芯;
- 陶瓷阀芯, 不锈钢弯管;
- 适配单孔或三孔台面;
- 选配装饰面板, 皂液器;

- Dual Sensor function with manual override.
- Pull Down Sensor+ IR sensor.
- With pull-down hand spray.
- Zinc alloy lever handle.
- Lead-free brass interior, Zinc body.
- Ceramic cartridge, stainless steel spout.
- 1 or 3 hole installation, Optional deckplate.



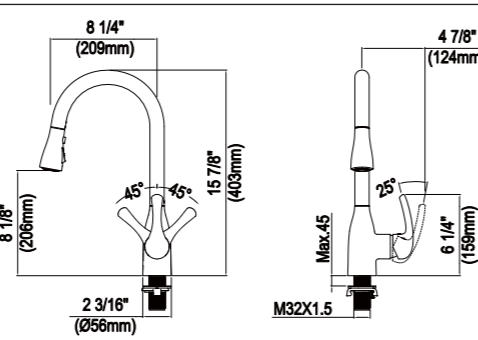
8 3/8" (213mm)  
9 1/8" (231mm)  
16 5/8" (422mm)  
2 1/2" (63mm)  
45°  
45°  
4 7/8" (124mm)  
25°  
6 15/16" (177mm)  
Max.45  
M32x1.5  
10 1/4" (260mm)

63009A Single handle dual sensor kitchen faucet 单把厨房抽拉感应龙头




- 抽拉感应+红外感应出水;
- 双感应出水+手动操控
- 锌合金把手, 锌合金主体外壳;
- 无铅铜内芯;
- 陶瓷阀芯, 不锈钢弯管;
- 适配单孔或三孔台面;
- 选配装饰面板, 皂液器;

- Dual Sensor function with manual override.
- Pull Down Sensor+ IR sensor.
- With pull-down hand spray.
- Zinc alloy lever handle.
- Lead-free brass interior, Zinc body.
- Ceramic cartridge, stainless steel spout.
- 1 or 3 hole installation, Optional deckplate.



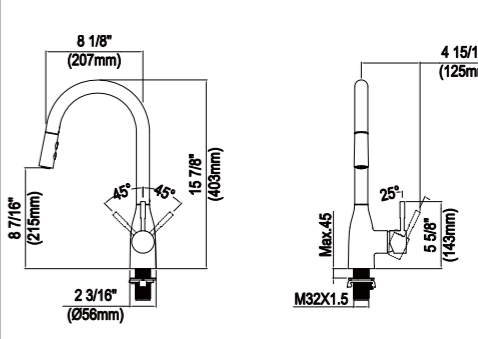
8 1/4" (209mm)  
8 1/8" (206mm)  
15 7/8" (403mm)  
2 3/16" (Ø56mm)  
45°  
45°  
4 7/8" (124mm)  
25°  
6 1/4" (159mm)  
Max.45  
M32x1.5

63009G-1 Single handle dual sensor kitchen faucet 单把厨房抽拉感应龙头




- 抽拉感应+红外感应出水;
- 双感应出水+手动操控
- 锌合金把手, 锌合金主体外壳;
- 无铅铜内芯;
- 陶瓷阀芯, 不锈钢弯管;
- 适配单孔或三孔台面;
- 选配装饰面板, 皂液器;

- Dual Sensor function with manual override.
- Pull Down Sensor+ IR sensor.
- With pull-down hand spray.
- Zinc alloy lever handle.
- Lead-free brass interior, Zinc body.
- Ceramic cartridge, stainless steel spout.
- 1 or 3 hole installation, Optional deckplate.



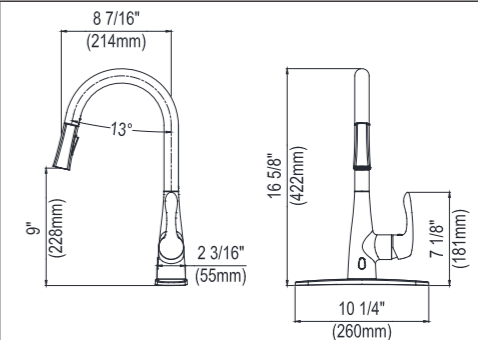
8 1/8" (207mm)  
8 7/16" (215mm)  
15 7/8" (403mm)  
2 3/16" (Ø56mm)  
45°  
45°  
4 15/16" (125mm)  
25°  
5 5/8" (143mm)  
Max.45  
M32x1.5

63211A Single handle dual sensor kitchen faucet 单把厨房抽拉感应龙头




- 抽拉感应+红外感应出水;
- 双感应出水+手动操控
- 锌合金把手, 锌合金主体外壳;
- 无铅铜内芯;
- 陶瓷阀芯, 不锈钢弯管;
- 适配单孔或三孔台面;
- 选配装饰面板, 皂液器;

- Dual Sensor function with manual override.
- Pull Down Sensor+ IR sensor.
- With pull-down hand spray.
- Zinc alloy lever handle.
- Lead-free brass interior, Zinc body.
- Ceramic cartridge, stainless steel spout.
- 1 or 3 hole installation, Optional deckplate.



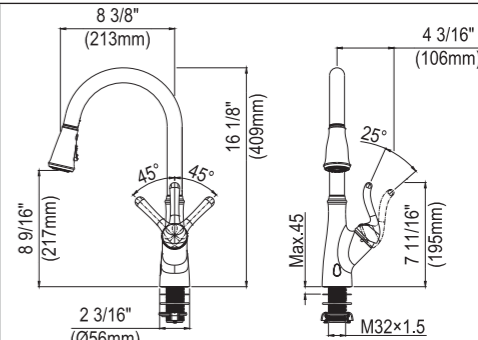
8 7/16" (214mm)  
9" (228mm)  
13°  
2 3/16" (55mm)  
16 5/8" (422mm)  
7 1/8" (181mm)  
10 1/4" (260mm)

63208A Single handle dual sensor kitchen faucet 单把厨房抽拉感应龙头




- 抽拉感应+红外感应出水;
- 双感应出水+手动操控
- 锌合金把手, 锌合金主体外壳;
- 无铅铜内芯;
- 陶瓷阀芯, 不锈钢弯管;
- 适配单孔或三孔台面;
- 选配装饰面板, 皂液器;

- Dual Sensor function with manual override.
- Pull Down Sensor+ IR sensor.
- With pull-down hand spray.
- Zinc alloy lever handle.
- Lead-free brass interior, Zinc body.
- Ceramic cartridge, stainless steel spout.
- 1 or 3 hole installation, Optional deckplate.




8 3/8" (213mm)  
8 9/16" (217mm)  
16 1/8" (409mm)  
2 3/16" (Ø56mm)  
45°  
45°  
4 3/16" (106mm)  
25°  
7 11/16" (195mm)  
Max.45  
M32x1.5


63209A Single handle dual sensor kitchen faucet 单把厨房抽拉感应龙头



花洒水  
Spray



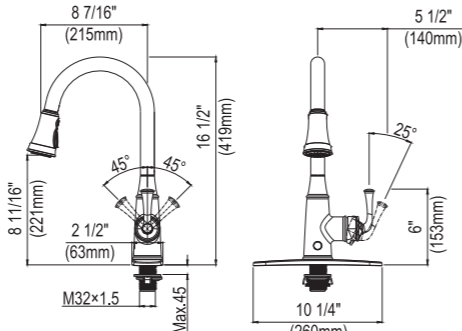
气泡水  
Stream




暂停水  
Pause

- 抽拉感应+红外感应出水；
- 双感应出水+手动操控
- 锌合金把手，锌合金主体外壳；
- 无铅铜内芯；
- 陶瓷阀芯，不锈钢弯管；
- 适配单孔或三孔台面；
- 选配装饰面板，皂液器；


- Dual Sensor function with manual override.
- Pull Down Sensor+ IR sensor.
- With pull-down hand spray.
- Zinc alloy lever handle.
- Lead-free brass interior, Zinc body.
- Ceramic cartridge, stainless steel spout.
- 1 or 3 hole installation, Optional deckplate.



63207A Single handle dual sensor kitchen faucet 单把厨房抽拉感应龙头



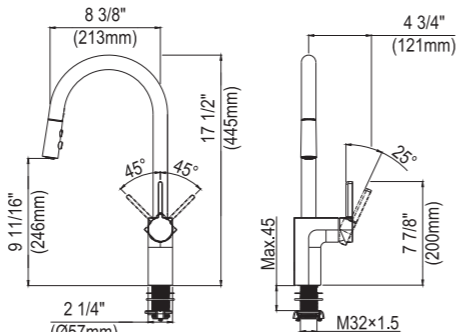
花洒水  
Spray




气泡水  
Stream

- 抽拉感应+红外感应出水；
- 双感应出水+手动操控
- 锌合金把手，锌合金主体外壳；
- 无铅铜内芯；
- 陶瓷阀芯，不锈钢弯管；
- 适配单孔或三孔台面；
- 选配装饰面板，皂液器；


- Dual Sensor function with manual override.
- Pull Down Sensor+ IR sensor.
- With pull-down hand spray.
- Zinc alloy lever handle.
- Lead-free brass interior, Zinc body.
- Ceramic cartridge, stainless steel spout.
- 1 or 3 hole installation, Optional deckplate.



63207B Single handle sensor kitchen faucet 单把厨房感应抽拉龙头



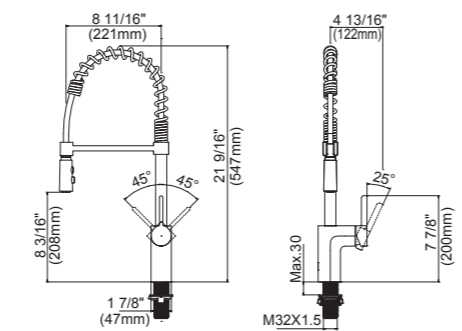
花洒水  
Spray



气泡水  
Stream

- 红外感应+手动操控；
- 锌合金把手，锌合金主体外壳；
- 无铅铜内芯；
- 陶瓷阀芯，不锈钢弯管；
- 适配单孔或三孔台面；
- 选配装饰面板，皂液器；


- IR sensor+manual override.
- With pull-down hand spray.
- Zinc alloy lever handle.
- Lead-free brass interior, Zinc body.
- Ceramic cartridge, stainless steel spout.
- 1 or 3 hole installation, Optional deckplate.






Different finishes available  
多种颜色可选


NEW Single handle dual sensor kitchen faucet 单把厨房抽拉感应龙头




花洒水  
Spray



气泡水  
Stream



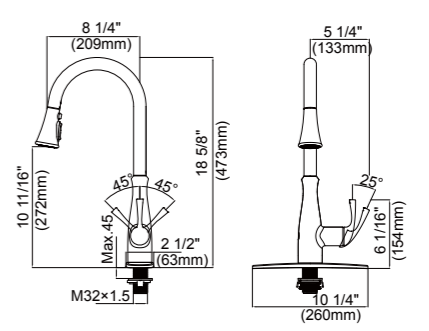
暂停水  
Pause




刀片水  
Knife

- 抽拉感应+红外感应出水；
- 双感应出水+手动操控
- 锌合金把手，锌合金主体外壳；
- 无铅铜内芯；
- 陶瓷阀芯，不锈钢弯管；
- 适配单孔或三孔台面；
- 选配装饰面板，皂液器；


- Dual Sensor function with manual override.
- Pull Down Sensor+ IR sensor.
- With pull-down hand spray.
- Zinc alloy lever handle.
- Lead-free brass interior, Zinc body.
- Ceramic cartridge, stainless steel spout.
- 1 or 3 hole installation, Optional deckplate.



63206A-1 Single handle sensor kitchen faucet 单把厨房抽拉感应龙头



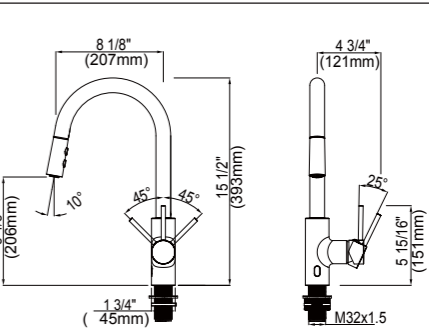
花洒水  
Spray




气泡水  
Stream

- 红外感应+手动操控；
- 锌合金把手，锌合金主体外壳；
- 无铅铜内芯；
- 陶瓷阀芯，不锈钢弯管；
- 适配单孔或三孔台面；
- 选配装饰面板，皂液器；


- IR sensor+manual override.
- With pull-down hand spray.
- Zinc alloy lever handle.
- Lead-free brass interior, Zinc body.
- Ceramic cartridge, stainless steel spout.
- 1 or 3 hole installation, Optional deckplate.



63210A Single handle sensor kitchen faucet 单把厨房感应抽拉龙头



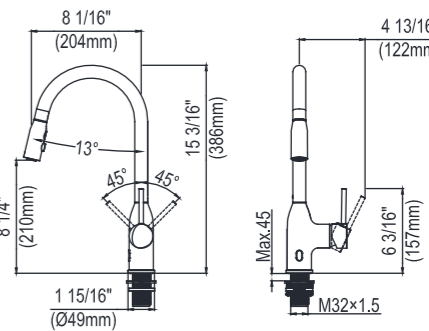
花洒水  
Spray



气泡水  
Stream

- 红外感应+手动操控；
- 锌合金把手，锌合金主体外壳；
- 无铅铜内芯；
- 陶瓷阀芯，不锈钢弯管；
- 适配单孔或三孔台面；
- 选配装饰面板，皂液器；


- IR sensor+manual override.
- With pull-down hand spray.
- Zinc alloy lever handle.
- Lead-free brass interior, Zinc body.
- Ceramic cartridge, stainless steel spout.
- 1 or 3 hole installation, Optional deckplate.






Different finishes available  
多种颜色可选

单把厨房龙头 Single Handle Kitchen Faucet

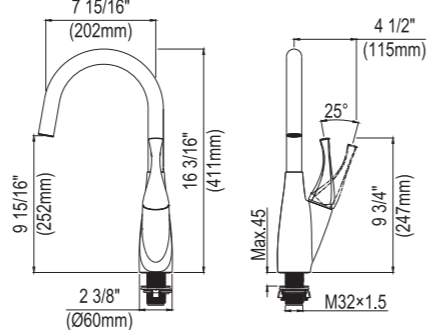


60001B Single Handle Kitchen Faucet 单把厨房龙头




- 锌合金把手;
- 无铅非金属内芯;
- 金属或ABS主体外壳可选;
- 陶瓷阀芯, 不锈钢弯管;
- 适配单孔或三孔台面;
- 选配装饰面板, 皂液器;

- Zinc alloy lever handle.
- Lead-free non-metallic interior.
- ABS or Zinc body.
- Ceramic cartridge, stainless steel spout.
- 1 or 3 hole installation
- Optional deckplate, soap dispenser.



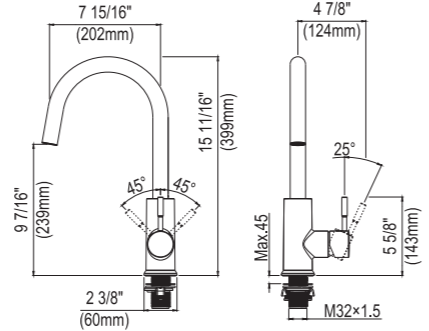
7 15/16" (202mm)  
4 1/2" (115mm)  
9 15/16" (252mm)  
16 3/16" (411mm)  
2 3/8" (Ø60mm)  
M32×1.5  
Max.45  
25°  
9 3/4" (247mm)

60003B Single Handle Kitchen Faucet 单把厨房龙头




- 锌合金把手;
- 无铅非金属内芯;
- 金属或ABS主体外壳可选;
- 陶瓷阀芯, 不锈钢弯管;
- 适配单孔或三孔台面;
- 选配装饰面板, 皂液器;

- Zinc alloy lever handle.
- Lead-free non-metallic interior.
- ABS or Zinc body.
- Ceramic cartridge, stainless steel spout.
- 1 or 3 hole installation
- Optional deckplate, soap dispenser.



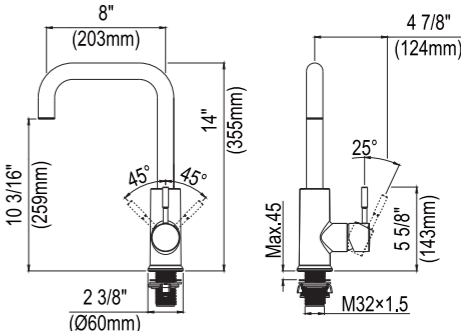
7 15/16" (202mm)  
4 7/8" (124mm)  
9 7/16" (239mm)  
15 11/16" (399mm)  
2 3/8" (60mm)  
M32×1.5  
Max.45  
25°  
5 5/8" (143mm)

60003C Single Handle Kitchen Faucet 单把厨房龙头




- 锌合金把手;
- 无铅非金属内芯;
- 金属或ABS主体外壳可选;
- 陶瓷阀芯, 不锈钢弯管;
- 适配单孔或三孔台面;
- 选配装饰面板, 皂液器;

- Zinc alloy lever handle.
- Lead-free non-metallic interior.
- ABS or Zinc body.
- Ceramic cartridge, stainless steel spout.
- 1 or 3 hole installation.
- Optional deckplate, soap dispenser.



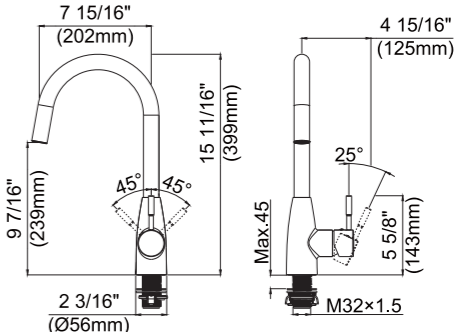
8" (203mm)  
10 3/16" (259mm)  
14" (355mm)  
2 3/8" (Ø60mm)  
4 7/8" (124mm)  
25°  
5 5/8" (143mm)  
M32×1.5  
Max.45

60004B Single Handle Kitchen Faucet 单把厨房龙头




- 锌合金把手;
- 无铅非金属内芯;
- ABS主体外壳;
- 陶瓷阀芯, 不锈钢弯管;
- 适配单孔或三孔台面;
- 选配装饰面板, 皂液器;

- Zinc alloy lever handle.
- Lead-free non-metallic interior.
- ABS body.
- Ceramic cartridge, stainless steel spout.
- 1 or 3 hole installation.
- Optional deckplate, soap dispenser.



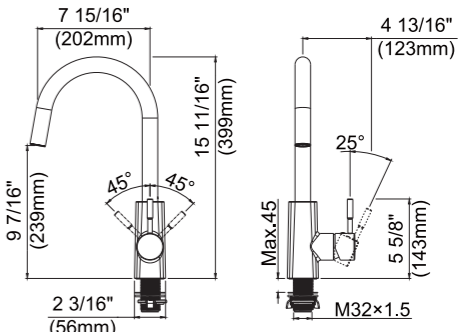
7 15/16" (202mm)  
4 15/16" (125mm)  
9 7/16" (239mm)  
15 11/16" (399mm)  
2 3/16" (Ø56mm)  
M32×1.5  
Max.45  
25°  
5 5/8" (143mm)

60006B Single Handle Kitchen Faucet 单把厨房龙头




- 锌合金把手;
- 无铅非金属内芯;
- ABS主体外壳;
- 陶瓷阀芯, 不锈钢弯管;
- 适配单孔或三孔台面;
- 选配装饰面板, 皂液器;

- Zinc alloy lever handle.
- Lead-free non-metallic interior.
- ABS body.
- Ceramic cartridge, stainless steel spout.
- 1 or 3 hole installation.
- Optional deckplate, soap dispenser.



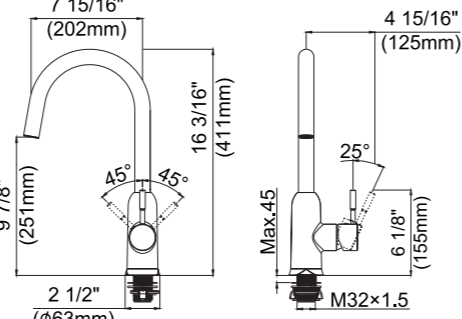
7 15/16" (202mm)  
4 13/16" (123mm)  
9 7/16" (239mm)  
15 11/16" (399mm)  
2 3/16" (56mm)  
M32×1.5  
Max.45  
25°  
5 5/8" (143mm)

60007B Single Handle Kitchen Faucet 单把厨房龙头




- 锌合金把手;
- 无铅非金属内芯;
- ABS主体外壳;
- 陶瓷阀芯, 不锈钢弯管;
- 适配单孔或三孔台面;
- 选配装饰面板, 皂液器;

- Zinc alloy lever handle.
- Lead-free non-metallic interior.
- ABS body.
- Ceramic cartridge, stainless steel spout.
- 1 or 3 hole installation.
- Optional deckplate, soap dispenser.

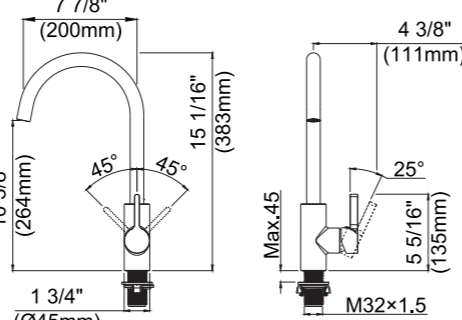


60008A Single Handle Kitchen Faucet 单把厨房龙头






- 锌合金把手;
- 无铅非金属内芯;
- 金属或ABS主体外壳可选;
- 陶瓷阀芯, 不锈钢弯管;
- 适配单孔或三孔台面;
- 选配装饰面板, 皂液器;

- Zinc alloy lever handle.
- Lead-free non-metallic interior.
- ABS or Zinc body.
- Ceramic cartridge, stainless steel spout.
- 1 or 3 hole installation.
- Optional deckplate, soap dispenser.



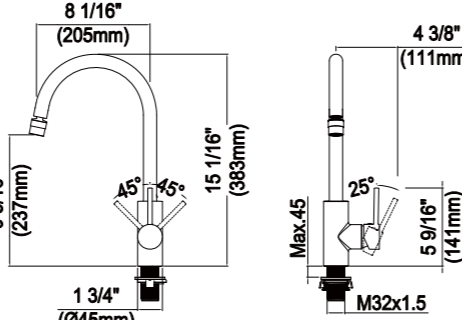
60008A-1 Single Handle Kitchen Faucet 单把厨房龙头






- 多功能旋转起泡器
- 锌合金把手;
- 无铅非金属内芯;
- 锌合金或ABS主体外壳可选;
- 陶瓷阀芯, 不锈钢弯管;
- 适配单孔或三孔台面;

- With multi-function swiveling aerator.
- Zinc alloy lever handle.
- Lead-free non-metallic interior.
- ABS or Zinc body.
- Ceramic cartridge, stainless steel spout.
- 1 or 3 hole installation.

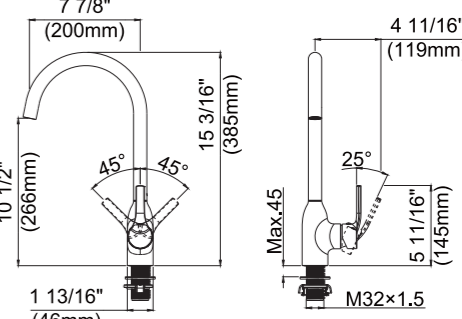


60010B Single Handle Kitchen Faucet 单把厨房龙头




- 锌合金把手;
- 无铅非金属内芯;
- 锌合金主体外壳;
- 陶瓷阀芯, 不锈钢弯管;
- 适配单孔或三孔台面;
- 选配装饰面板, 皂液器;

- Zinc alloy lever handle.
- Lead-free non-metallic interior.
- Zinc body, stainless steel spout.
- Ceramic cartridge.
- 1 or 3 hole installation.
- Optional deckplate, soap dispenser.

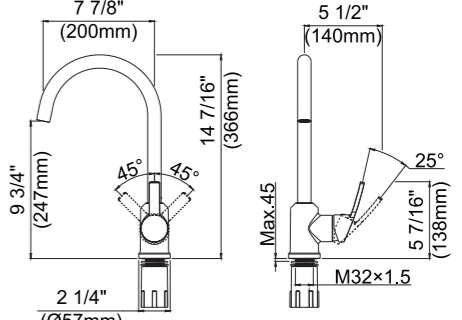


60021 Single Handle Kitchen Faucet 单把厨房龙头




- 锌合金把手;
- 无铅非金属内芯;
- 锌合金主体外壳;
- 陶瓷阀芯, 不锈钢弯管;
- 适配单孔或三孔台面;
- 选配装饰面板, 皂液器;

- Zinc alloy lever handle.
- Lead-free non-metallic interior.
- Zinc body, stainless steel spout.
- Ceramic cartridge.
- 1 or 3 hole installation.
- Optional deckplate, soap dispenser.

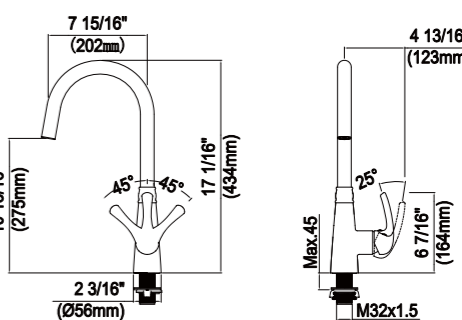


60202B-1 Single Handle Kitchen Faucet 单把厨房龙头




- 锌合金把手;
- 锌合金主体外壳;
- 无铅铜内芯;
- 陶瓷阀芯, 不锈钢弯管;
- 适配单孔或三孔台面;
- 选配装饰面板, 皂液器;

- Zinc alloy lever handle.
- Lead-free Brass interior.
- Zinc body, stainless steel spout.
- Ceramic cartridge.
- 1 or 3 hole installation.
- Optional deckplate, soap dispenser.

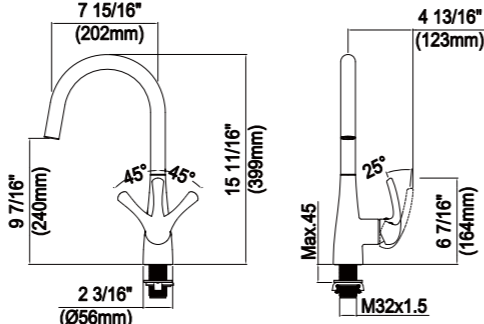


60203B Single Handle Kitchen Faucet 单把厨房龙头




- 锌合金把手;
- 锌合金主体外壳;
- 无铅铜内芯;
- 陶瓷阀芯, 不锈钢弯管;
- 适配单孔或三孔台面;
- 选配装饰面板, 皂液器;

- Zinc alloy lever handle.
- Lead-free Brass interior.
- Zinc body, stainless steel spout.
- Ceramic cartridge.
- 1 or 3 hole installation.
- Optional deckplate, soap dispenser

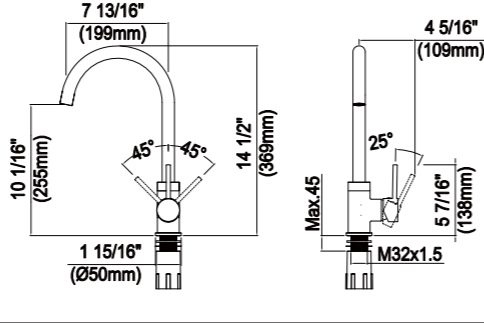


60012A Single Handle Kitchen Faucet 单把厨房龙头




- 锌合金把手;
- 无铅铜龙头主体;
- 陶瓷阀芯, 不锈钢弯管;
- 适配单孔或三孔台面;
- 选配装饰面板, 皂液器;

- Zinc alloy lever handle.
- Lead-free Brass body.
- Stainless steel spout.
- Ceramic cartridge.
- 1 or 3 hole installation.
- Optional deckplate, soap dispenser.

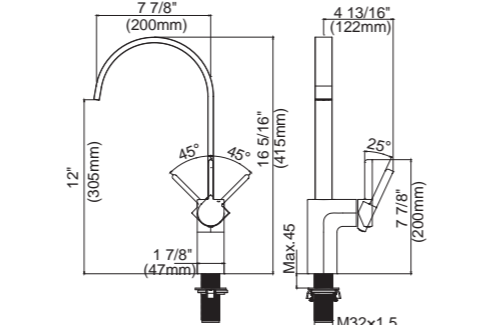


60207B Single handle kitchen faucet 单把厨房龙头




- 锌合金把手;
- 无铅铜龙头主体;
- 陶瓷阀芯, 铜弯管;
- 适配单孔或三孔台面;
- 选配装饰面板, 皂液器;

- Zinc alloy lever handle.
- Lead-free brass body.
- Lead-free spout.
- Ceramic cartridge.
- 1 or 3 hole installation.
- Optional deckplate, soap dispenser.

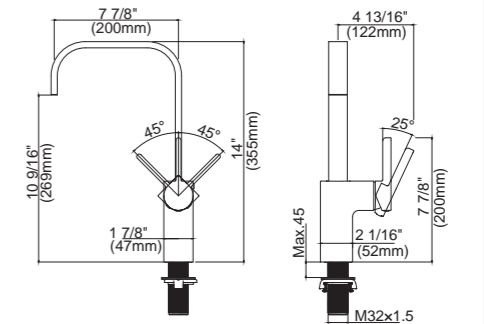


60207C Single handle kitchen faucet 单把厨房龙头




- 锌合金把手;
- 无铅铜龙头主体;
- 陶瓷阀芯, 铜弯管;
- 适配单孔或三孔台面;
- 选配装饰面板, 皂液器;

- Zinc alloy lever handle.
- Lead-free brass body.
- Lead-free spout.
- Ceramic cartridge.
- 1 or 3 hole installation.
- Optional deckplate, soap dispenser.

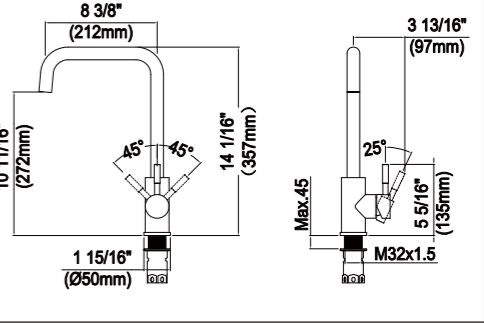


60014B Single Handle Kitchen Faucet 单把厨房龙头




- 不锈钢把手;
- 不锈钢龙头主体+弯管;
- 陶瓷阀芯;
- 适配单孔或三孔台面;
- 选配装饰面板, 皂液器;

- Stainless steel lever handle.
- Stainless steel body and spout.
- Ceramic cartridge.
- 1 or 3 hole installation.
- Optional deckplate, soap dispenser.

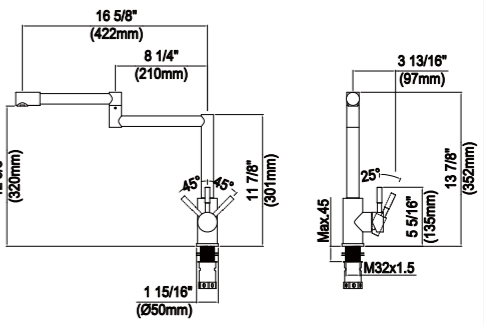


60017A Single Handle Kitchen Faucet 单把厨房龙头




- 不锈钢把手;
- 不锈钢龙头主体+弯管;
- 陶瓷阀芯;
- 适配单孔或三孔台面;
- 选配装饰面板, 皂液器;

- Stainless steel lever handle.
- Stainless steel body and spout.
- Ceramic cartridge.
- 1 or 3 hole installation.
- Optional deckplate, soap dispenser.

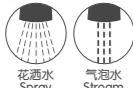


单把厨房斜抽龙头 Pull Out Kitchen Faucet

60002A Single handle kitchen faucet 单把厨房斜抽龙头

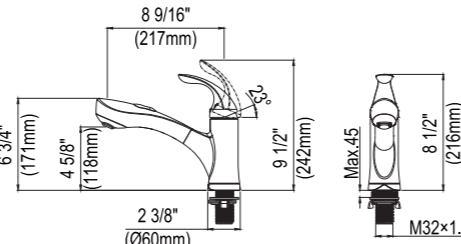


- 锌合金把手;
- 无铅非金属内芯;
- ABS主体外壳;
- 陶瓷阀芯;
- 适配单孔或三孔台面;
- 选配装饰面板;




花洒水 Spray      气泡水 Stream

- With pull-out hand spray.
- Zinc alloy lever handle.
- Lead-free non-metallic interior.
- ABS body.
- Ceramic cartridge.
- 1 or 3 hole installation, Optional deckplate.

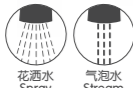


8 9/16" (217mm)  
6 3/4" (171mm)  
4 5/8" (118mm)  
2 3/8" (Ø60mm)  
9 1/2" (242mm)  
8 1/2" (216mm)  
Max.45  
M32x1.5

60005A Single handle kitchen faucet 单把厨房斜抽龙头

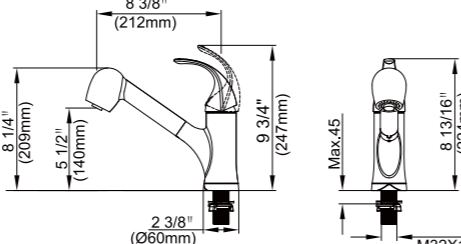


- 锌合金把手;
- 无铅非金属内芯;
- ABS主体外壳;
- 陶瓷阀芯;
- 适配单孔或三孔台面;
- 选配装饰面板;




花洒水 Spray      气泡水 Stream

- With pull-out hand spray.
- Zinc alloy lever handle.
- Lead-free non-metallic interior.
- ABS body.
- Ceramic cartridge.
- 1 or 3 hole installation, Optional deckplate.

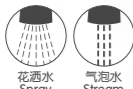


8 3/8" (212mm)  
8 1/4" (209mm)  
5 1/2" (140mm)  
2 3/8" (Ø60mm)  
9 3/4" (247mm)  
8 13/16" (224mm)  
Max.45  
M32X1.5

60006G Single handle kitchen faucet 单把厨房斜抽龙头

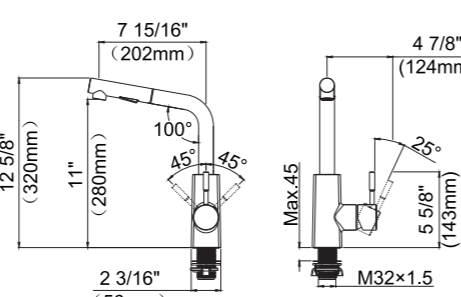


- 锌合金把手;
- 无铅非金属内芯;
- ABS主体外壳;
- 陶瓷阀芯;
- 适配单孔或三孔台面;
- 选配装饰面板;



花洒水 Spray      气泡水 Stream

- With pull-out hand spray.
- Zinc alloy lever handle.
- Lead-free non-metallic interior.
- ABS body.
- Ceramic cartridge.
- 1 or 3 hole installation, Optional deckplate.




7 15/16" (202mm)  
12 5/8" (320mm)  
11" (280mm)  
2 3/16" (56mm)  
100°  
45°  
45°  
Max.45  
5 5/8" (143mm)  
4 7/8" (124mm)  
M32x1.5

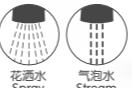


Different finishes available  
多种颜色可选

60008C-3 Single handle kitchen faucet 单把厨房斜抽龙头

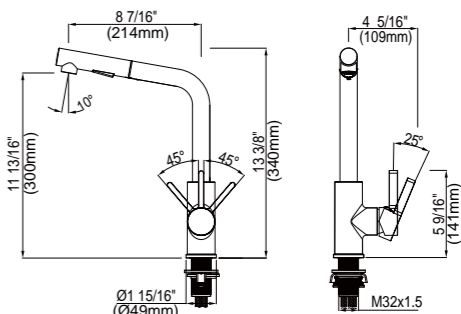


- 锌合金把手;
- 无铅非金属内芯;
- 锌合金或ABS主体外壳可选;
- 陶瓷阀芯;
- 适配单孔或三孔台面;
- 选配装饰面板;




花洒水 Spray      气泡水 Stream

- With pull-out hand spray.
- Zinc alloy lever handle.
- Lead-free non-metallic interior.
- ABS or Zinc Body.
- Ceramic cartridge.
- 1 or 3 hole installation, Optional deckplate.

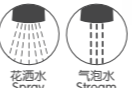


8 7/16" (214mm)  
11 13/16" (300mm)  
13 3/8" (340mm)  
4 5/16" (109mm)  
5 9/16" (141mm)  
25°  
45°  
45°  
Ø1 15/16" (Ø49mm)  
M32x1.5

60008C-4 Single handle kitchen faucet 单把厨房斜抽龙头

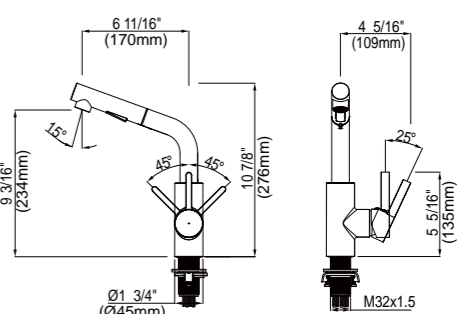


- 锌合金把手;
- 无铅非金属内芯;
- 锌合金或ABS主体外壳可选;
- 陶瓷阀芯;
- 适配单孔或三孔台面;
- 选配装饰面板;




花洒水 Spray      气泡水 Stream

- With pull-out hand spray.
- Zinc alloy lever handle.
- Lead-free non-metallic interior.
- ABS or Zinc Body.
- Ceramic cartridge.
- 1 or 3 hole installation, Optional deckplate.

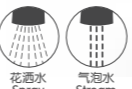


6 11/16" (170mm)  
9 3/16" (234mm)  
10 7/8" (276mm)  
4 5/16" (109mm)  
5 5/16" (135mm)  
25°  
45°  
45°  
Ø1 3/4" (Ø45mm)  
M32x1.5

60009D-1 Single handle kitchen faucet 单把厨房斜抽龙头

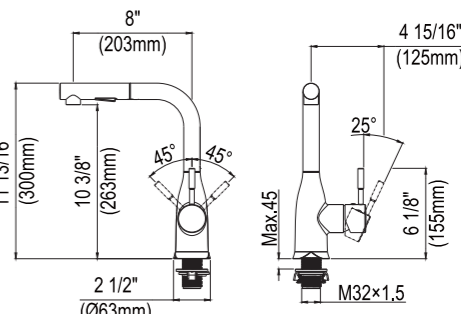


- 锌合金把手;
- 无铅非金属内芯;
- 锌合金主体外壳;
- 陶瓷阀芯;
- 适配单孔或三孔台面;
- 选配装饰面板;



花洒水 Spray      气泡水 Stream

- With pull-out hand spray.
- Zinc alloy lever handle.
- Lead-free non-metallic interior.
- Zinc Body.
- Ceramic cartridge.
- 1 or 3 hole installation, Optional deckplate.




8" (203mm)  
11 13/16" (300mm)  
10 3/8" (263mm)  
2 1/2" (Ø63mm)  
4 15/16" (125mm)  
6 1/8" (155mm)  
25°  
45°  
45°  
Max.45  
M32x1.5



Different finishes available  
多种颜色可选

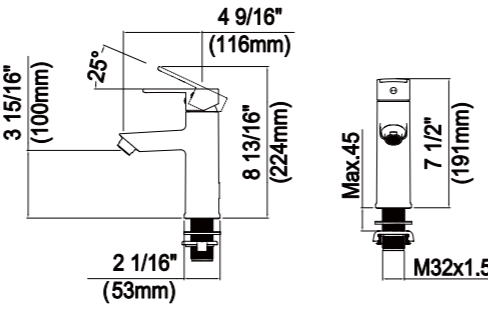
单把面盆龙头 Lavatory Faucet

61100A Single handle Lavatory faucet 单把面盆龙头



- 锌合金把手;
- 无铅非金属内芯;
- ABS主体外壳;
- 陶瓷阀芯;
- 适配单孔或三孔台面;
- 选配装饰面板, 下水器;

- Zinc lever handle.
- Lead-free non-metallic interior.
- ABS body.
- Ceramic cartridge.
- 1 or 3 hole installation.
- Optional deckplate, pop-up.



4 9/16" (116mm)

3 15/16" (100mm)

25°

8 13/16" (224mm)


2 1/16" (53mm)

Max.45

7 1/2" (191mm)

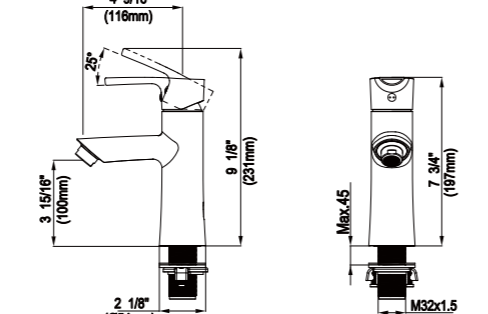
M32x1.5

61101A Single handle Lavatory faucet 单把面盆龙头



- 锌合金把手;
- 无铅非金属内芯;
- ABS主体外壳;
- 陶瓷阀芯;
- 适配单孔或三孔台面;
- 选配装饰面板, 下水器;

- Zinc lever handle.
- Lead-free non-metallic interior.
- ABS body.
- Ceramic cartridge.
- 1 or 3 hole installation.
- Optional deckplate, pop-up.



4 9/16" (116mm)

25°

3 15/16" (100mm)

9 1/8" (231mm)


2 1/8" (Ø54mm)

Max.45

7 3/4" (197mm)

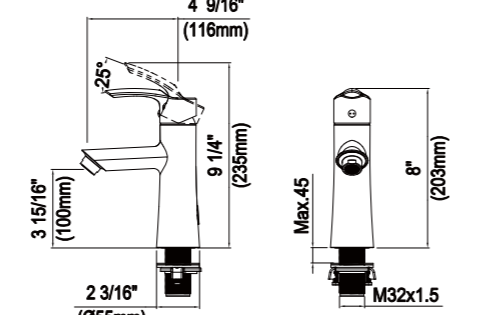
M32x1.5

61103A Single handle Lavatory faucet 单把面盆龙头



- 锌合金把手;
- 无铅非金属内芯;
- 锌合金主体外壳;
- 陶瓷阀芯;
- 适配单孔或三孔台面;
- 选配装饰面板, 下水器;

- Zinc lever handle.
- Lead-free non-metallic interior.
- Zinc Alloy body.
- Ceramic cartridge.
- 1 or 3 hole installation.
- Optional deckplate, pop-up.



4 9/16" (116mm)

25°

3 15/16" (100mm)

9 1/4" (235mm)

2 3/16" (Ø55mm)

Max.45


8" (203mm)

M32x1.5



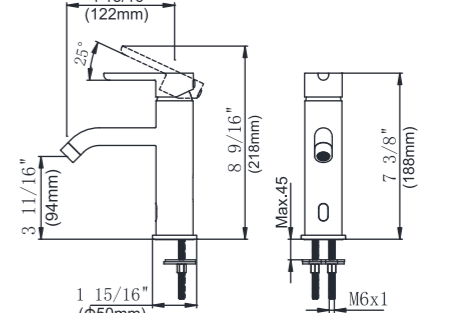
Different finishes available  
多种颜色可选

61110A Single handle Lavatory faucet 单把面盆龙头



- 锌合金把手
- 无铅铜主体
- 陶瓷阀芯
- 适配单孔或三孔台面;
- 选配装饰面板, 下水器

- Zinc Lever Handle.
- Lead-free Brass Body.
- Ceramic Cartridge.
- 1 or 3 hole installation.
- Optional Deck plate, or pop-up.



4 13/16" (122mm)

25°

3 11/16" (94mm)

8 9/16" (218mm)


1 15/16" (Ø50mm)

Max.45

7 3/8" (188mm)

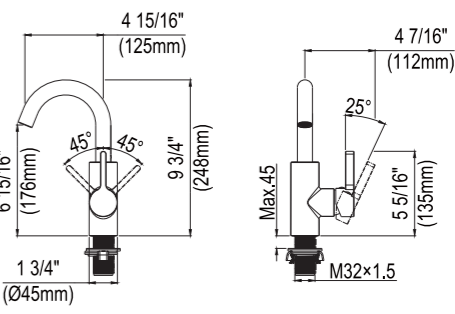
M6x1

61008A Single handle Lavatory faucet 单把面盆龙头



- 锌合金把手;
- 无铅非金属内芯;
- 金属或ABS主体外壳可选;
- 陶瓷阀芯;
- 适配单孔或三孔台面;
- 选配装饰面板;

- Zinc lever handle.
- Lead-free non-metallic interior.
- ABS or Zinc body.
- Ceramic cartridge.
- 1 or 3 hole installation.
- Optional deckplate.



4 15/16" (125mm)

6 15/16" (176mm)

45°

45°

9 3/4" (248mm)

1 3/4" (Ø45mm)

Max.45



4 7/16" (112mm)

25°

5 5/16" (135mm)

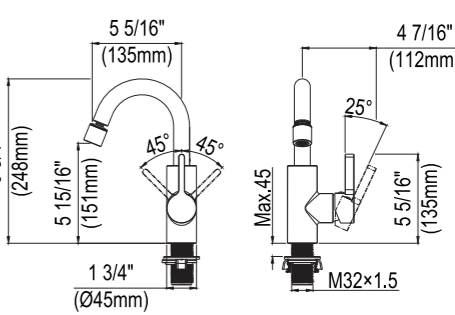
M32x1.5

61008A-1 Single handle Lavatory faucet 单把面盆龙头



- 多功能旋转起泡器;
- 锌合金把手;
- 无铅非金属内芯;
- 锌合金或ABS主体外壳;
- 陶瓷阀芯, 不锈钢弯管;
- 适配单孔或三孔台面;
- 选配装饰面板;

- With multi-function swiveling aerator.
- Zinc lever handle.
- Lead-free non-metallic interior.
- ABS or Zinc body.
- Ceramic cartridge.
- 1 or 3 hole installation.
- Optional deckplate.



5 5/16" (135mm)

9 3/4" (248mm)

5 15/16" (151mm)

45°

45°

1 3/4" (Ø45mm)

Max.45

4 7/16" (112mm)

25°

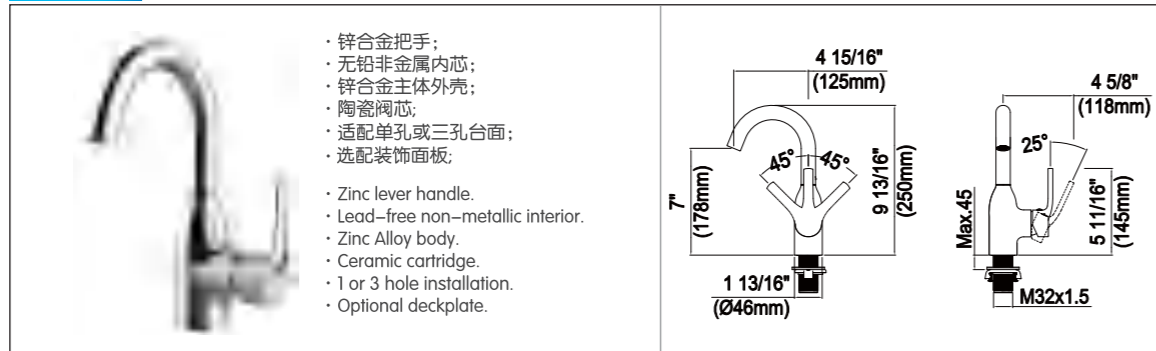
5 5/16" (135mm)

M32x1.5

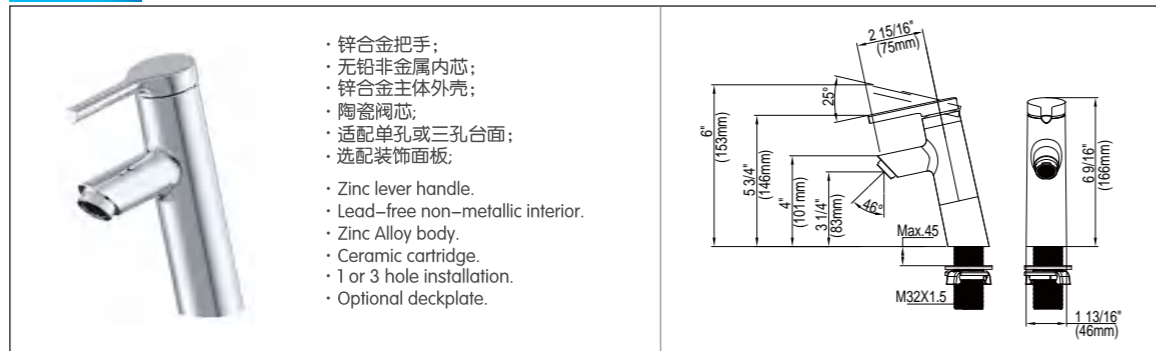


Different finishes available  
多种颜色可选

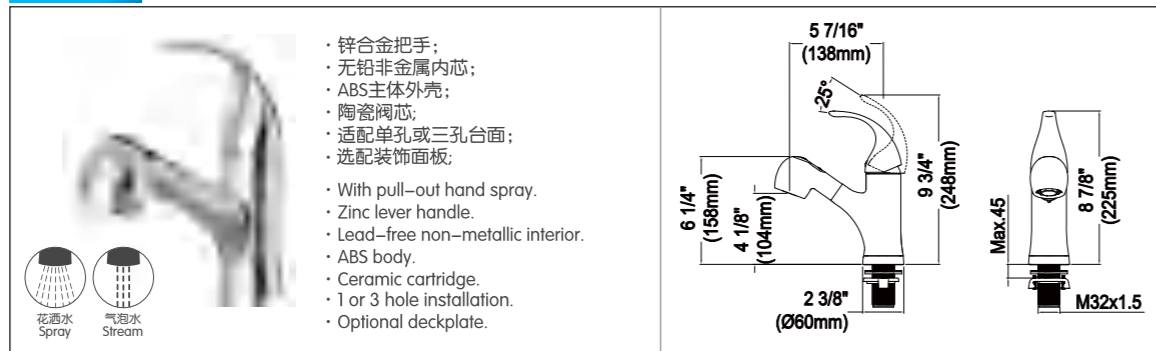
**61010B** Single handle Lavatory faucet 单把面盆龙头



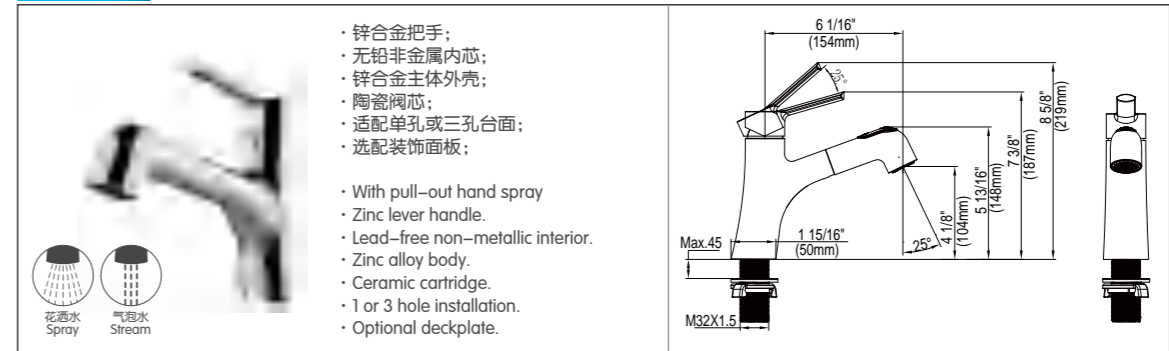
**61011A** Single handle Lavatory faucet 单把面盆龙头



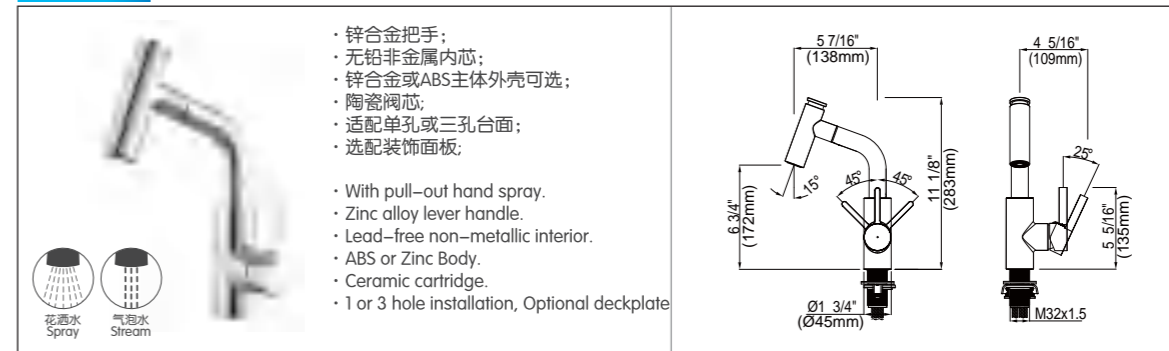
**61005A** Single handle Lavatory faucet 单把面盆龙头



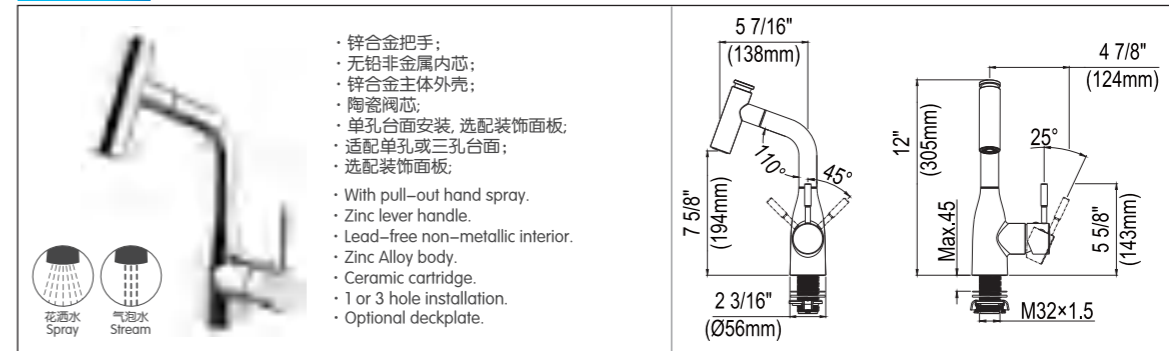
**61012A** Single handle Lavatory faucet 单把面盆龙头



**60008C-5** Single handle Lavatory faucet 单把面盆龙头




**61009C** Single handle Lavatory faucet 单把面盆龙头



双把面盆龙头 Two-handles bathroom sink Faucet Faucet

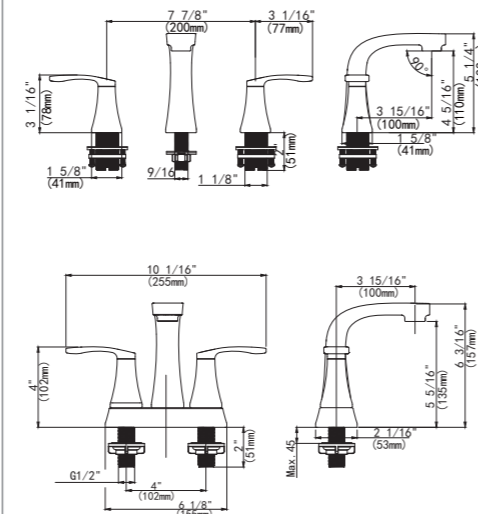


NEW001 Two-handles bathroom sink Faucet 双把面盆龙头

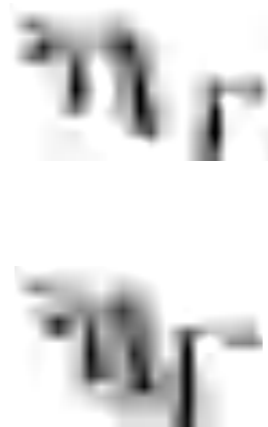


- 锌合金把手;
- 无铅非金属内芯;
- 锌合金主体外壳;
- 陶瓷阀芯;
- 三孔台面安装, 选配下水器;

- Zinc lever handle.
- Lead-free non-metallic interior.
- Zinc Alloy body.
- Ceramic cartridge.
- 3 hole installation.
- Optional pop-up.

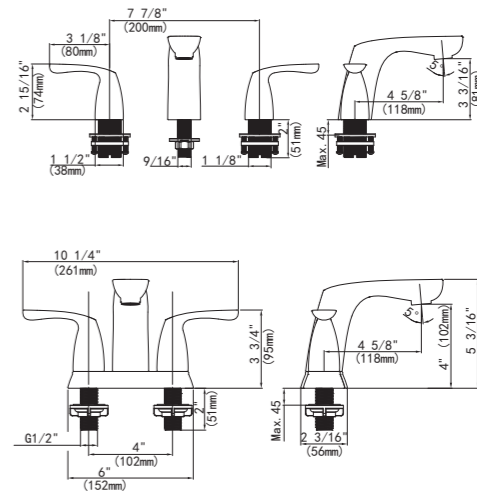


NEW002 Two-handles bathroom sink Faucet 双把面盆龙头




- 锌合金把手;
- 无铅非金属内芯;
- 锌合金主体外壳;
- 陶瓷阀芯;
- 三孔台面安装, 选配下水器;

- Zinc lever handle.
- Lead-free non-metallic interior.
- Zinc Alloy body.
- Ceramic cartridge.
- 3 hole installation.
- Optional pop-up.

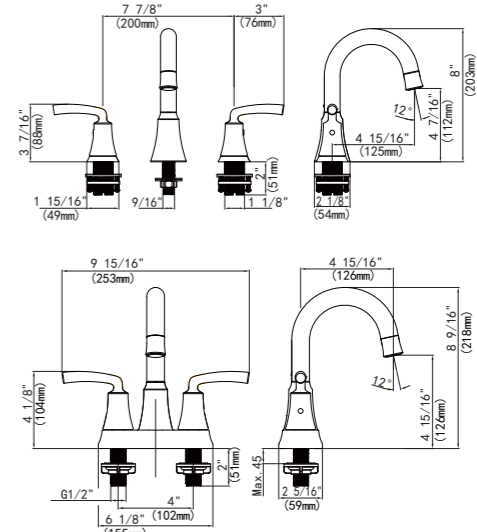


NEW003 Two-handles bathroom sink Faucet 双把面盆龙头



- 锌合金把手;
- 无铅非金属内芯;
- 锌合金主体外壳;
- 陶瓷阀芯;
- 三孔台面安装, 选配下水器;

- Zinc lever handle.
- Lead-free non-metallic interior.
- Zinc Alloy body.
- Ceramic cartridge.
- 3 hole installation.
- Optional pop-up.





4 in 1 Kitchen Faucet with hot and cold mixer, filtration and boiled water mode  
4合1功能厨房冷热，饮用水，开水龙头

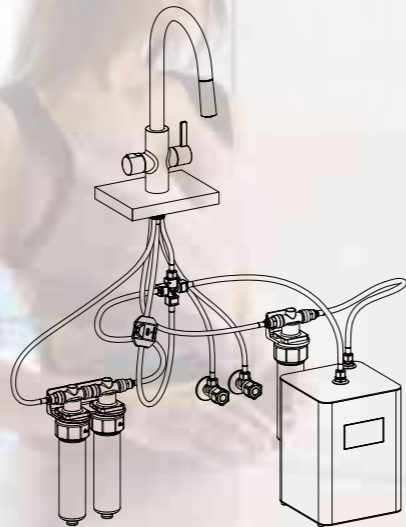
4 in 1 with Pull down spray 4合1 带下拉功能款 66041A

Safety Lock to avoid hot injury  
儿童安全锁

To control the Drinking water and Boiling water (Chilled water/sparking water in the future)  
控制过滤饮用水及98° C开水  
(将来可出冰水或者气泡水)

Pull down shower spray,  
two functions  
两功能下拉花洒头

To control the Nondrinking  
hot /cold /mixer water  
控制普通冷热混合



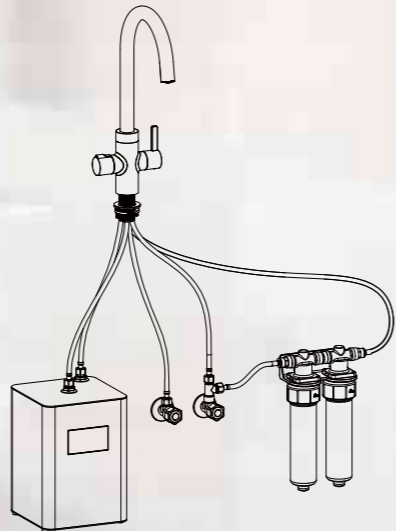
4 in 1 Kitchen Faucet 4合1 无下拉功能款 66041B

Double waterway design, Separation  
of ambient with drinking water  
双水路设计，普通水与饮用水  
水路独立分开

Safety Lock to avoid hot injury  
儿童安全锁

To control the Drinking water and Boiling water  
(Chilled water/sparking water in the future)  
控制过滤饮用水及98° C开水  
(将来可出冰水或者气泡水)

To control the Nondrinking  
hot /cold /mixer water  
控制普通冷热混合



3 in 1 Kitchen Faucet with hot and cold mixer, filtration Or boiled water mode  
3合1功能单把厨房冷热，饮用水 或 开水龙头

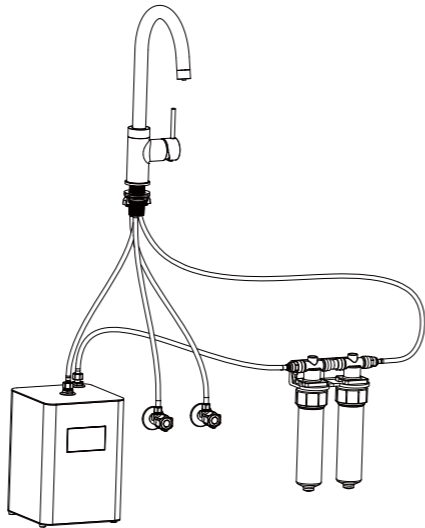
66031B

Double waterway design,  
Separation of ambient  
with drinking water  
双水路设计，普通水与  
饮用水水路独立分开

Turn the handle forward directly  
to control the Drinking water Or  
Boiling water ( Chilled water/  
sparkling water in the future )  
把手直接向前旋转，控制过滤  
饮用水或者98°C开水 ( 将来可  
出冰水或者气泡水 )

Safety Lock ( Designed for  
boiling water specifically )  
Push and turn on the  
Boiling water  
儿童安全锁 ( 专为开水  
模式设计 ) 按下按钮，旋  
转把手，龙头出98°C开水

To control the Nondrinking  
hot /cold /mixer water  
控制普通冷热混合



Combined with Filters and Intelligent Boiling water tank  
搭配过滤器及智能开水机使用



Intelligent Boiling  
water tank



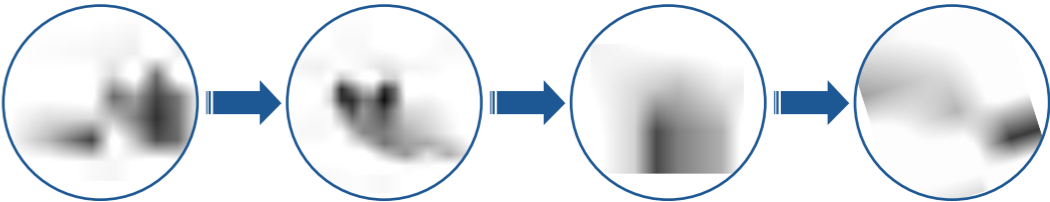
Filter for tank



Filter for drinking

便捷的安装设计 Trouble-free installation

专利安装螺母、软管快接和起泡器扳手等，使安装工序更便捷轻松  
Patented mounting hardware, quick-connect, aerator wrench and so on makes the installation trouble-free



方特专利快接，简单的按压连接设计，不漏水，防松脱。  
Forbetter quick-connector: Easy push-fit design Prevents from leakage and looseness.



方特起泡器扳手  
Forbetter aerator wrench



轻松旋下起泡器以便清洗  
Easily loosen aerator  
for cleaning



扣挂在软管上防止丢失  
Hang on hose to  
prevent loss



传统安装螺母穿管困难  
Traditional mounting  
nut hard to slide in



方特安装螺母独有避让  
设计，软管可轻松穿过  
Forbetter mounting nut  
with extra room to let in




配有加固螺丝，确保安装  
稳固，永不松动  
Two screws to insure  
firmly install



传统重锤需要工具安装  
Traditional Counter-weight  
needs tool to be installed.



方特专利卡扣式快速安装重锤  
Forbetter Counter-weight with  
Patented Clip Quick installation design



配有不同的爪扣，适配各种尺寸的软管  
Combined with special claw to fit  
different sizes of hoses

专业精密塑胶模具及注塑 OEM / ODM 工厂  
OEM/ODM factory with Professional Precision Plastic Molding and Injection



Forbetter creates much more valuable business for our global business partners

- OEM: (Original Equipment Manufacture)

Our complete manufacture includes tooling, injection, machining, surface treatment, quality control and assembly with extra high quality guarantee.

- ODM: (Original Design Manufacture)

Design + Complete Manufacture. Our design includes: concept, ID, structure design and product.

